

Chapter 12

OTHERS DATA

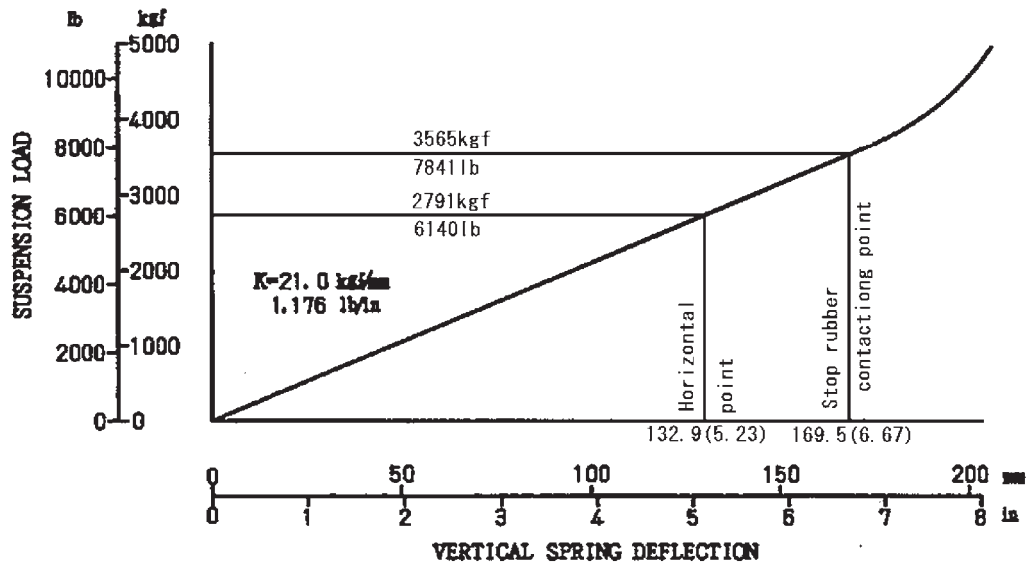
1. SUSPENSION DEFLECTION CHART
2. BRAKE PIPING DIAGRAM
3. ELECTRIC WIRING DIAGRAM
4. CONNECTORS
5. METRIC/U.S. CUSTOMARY UNIT EQUIVALENTS

1. SUSPENSION DEFLECTION CHART

• FRONT SPRING PER ONE SIDE

MODEL : NE(L6) AND NJ(L6)

CAPACITY : 8000lbs (OPT)

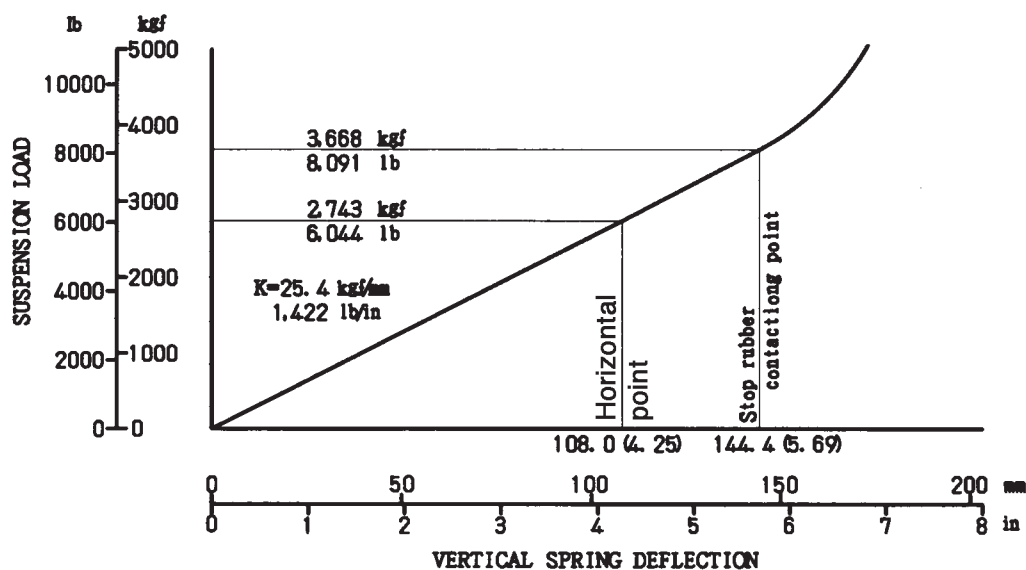


Unit: kgf (lb), mm (in.)

SUSPENSION LOAD	VERTICAL SPRING DEFLECTION
227 (500)	10.8 (0.43)
454 (1000)	21.6 (0.85)
680 (1500)	32.4 (1.28)
907 (2000)	43.2 (1.70)
1134 (2500)	54.0 (2.13)
1361 (3000)	64.8 (2.55)
1588 (3500)	75.6 (2.98)
1814 (4000)	86.4 (3.40)
2041 (4500)	97.2 (3.83)
2268 (5000)	108.0 (4.25)
2495 (5500)	118.8 (4.68)
2722 (6000)	129.6 (5.10)
2948 (6500)	140.4 (5.53)

MODEL : ALL (NE(L6), NF(L7), NJ(L6), NV(L7) AND NH(L8))

CAPACITY : 12000lbs (STD)

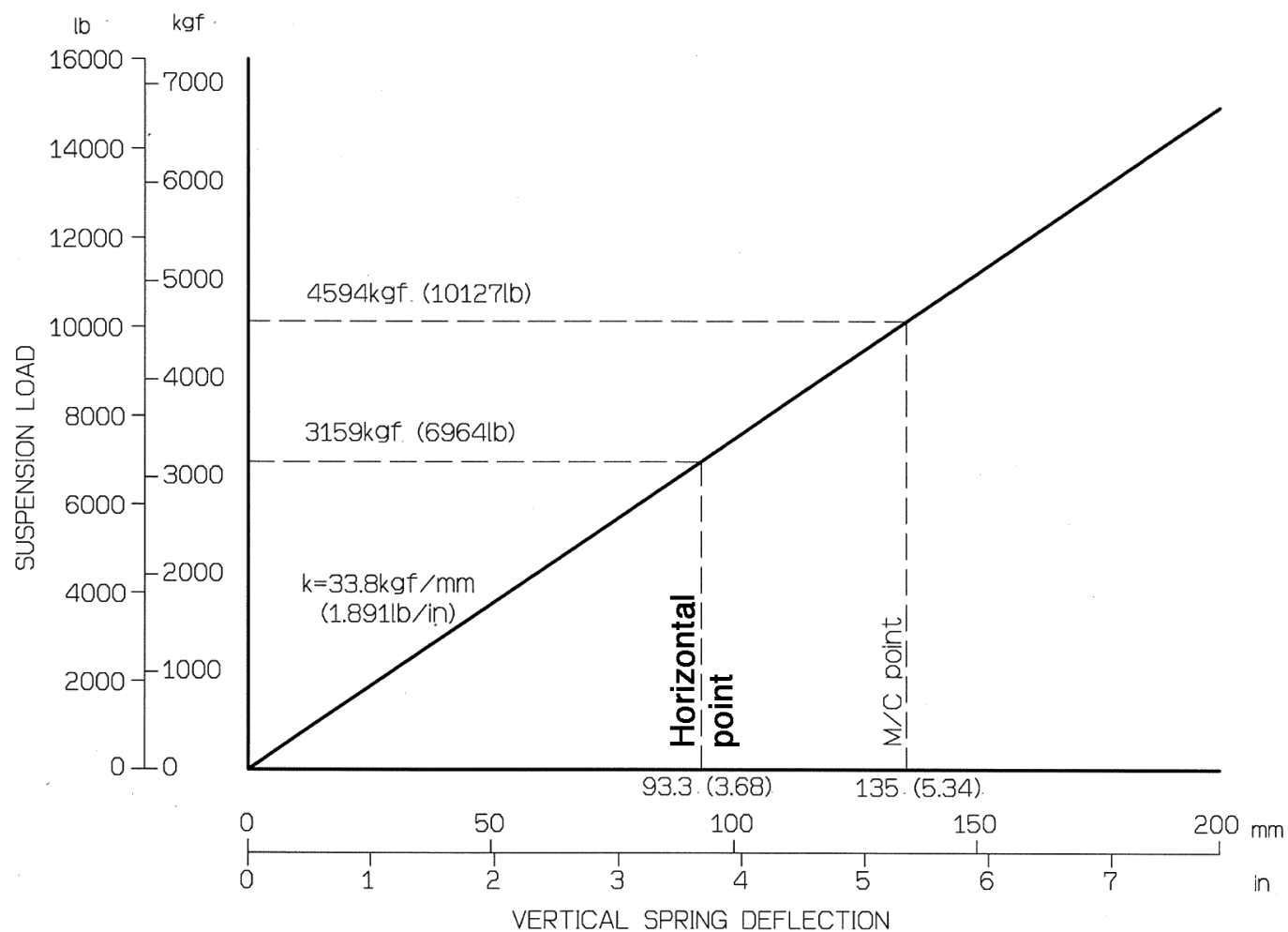


Unit: kgf (lb), mm (in.)

SUSPENSION LOAD	VERTICAL SPRING DEFLECTION
227 (500)	8.9 (0.35)
454 (1000)	17.9 (0.70)
680 (1500)	26.8 (1.06)
907 (2000)	35.7 (1.41)
1134 (2500)	44.6 (1.76)
1361 (3000)	53.6 (2.11)
1588 (3500)	62.5 (2.46)
1814 (4000)	71.4 (2.81)
2041 (4500)	80.3 (3.16)
2268 (5000)	89.3 (3.52)
2495 (5500)	98.2 (3.87)
2722 (6000)	107.2 (4.22)
2948 (6500)	116.1 (4.57)
3175 (7000)	125.0 (4.92)
3402 (7500)	133.9 (5.27)

MODEL : NV(L7) AND NH(L8)

CAPACITY : 14000lbs (OPT)



Unit : kgf (lb), mm (in)

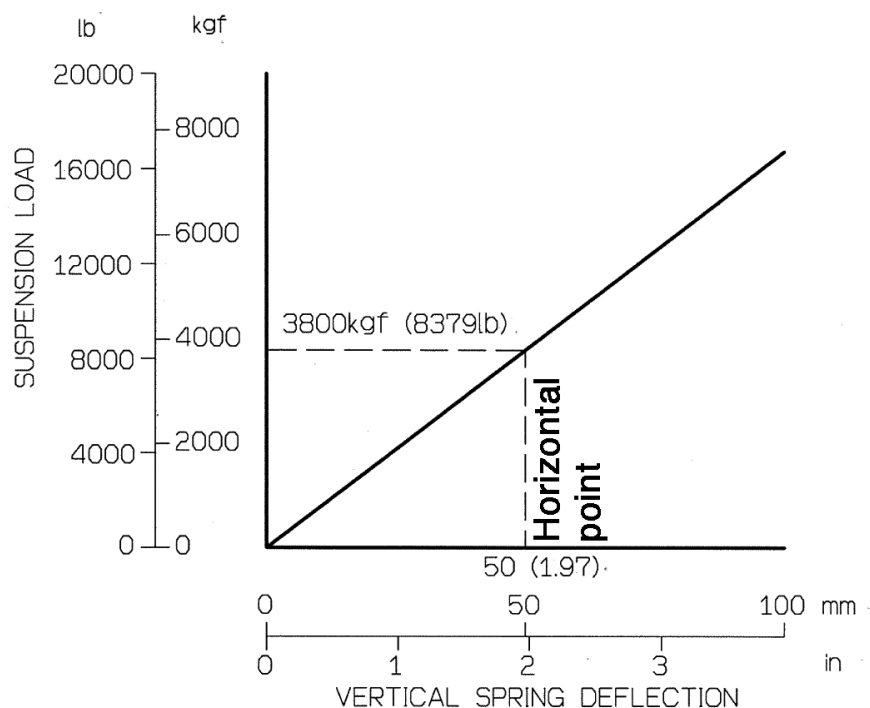
SUSPENSION LOAD	VERTICAL SPRING DEFLECTION
227 (500)	6.7 (0.26)
454 (1000)	13.4 (0.53)
680 (1500)	20.0 (0.79)
907 (2000)	26.7 (1.05)
1134 (2500)	33.5 (1.32)
1361 (3000)	40.2 (1.58)
1588 (3500)	46.9 (1.85)
1814 (4000)	53.5 (2.11)
2041 (4500)	60.2 (2.37)

• REAR SPRING PER ONE SIDE

MODEL : NE(L6) (STD, WITHOUT HELPER SPRING)

K : 75.9kgf/mm (4.250lb/in.)

CAPACITY : 19000lbs



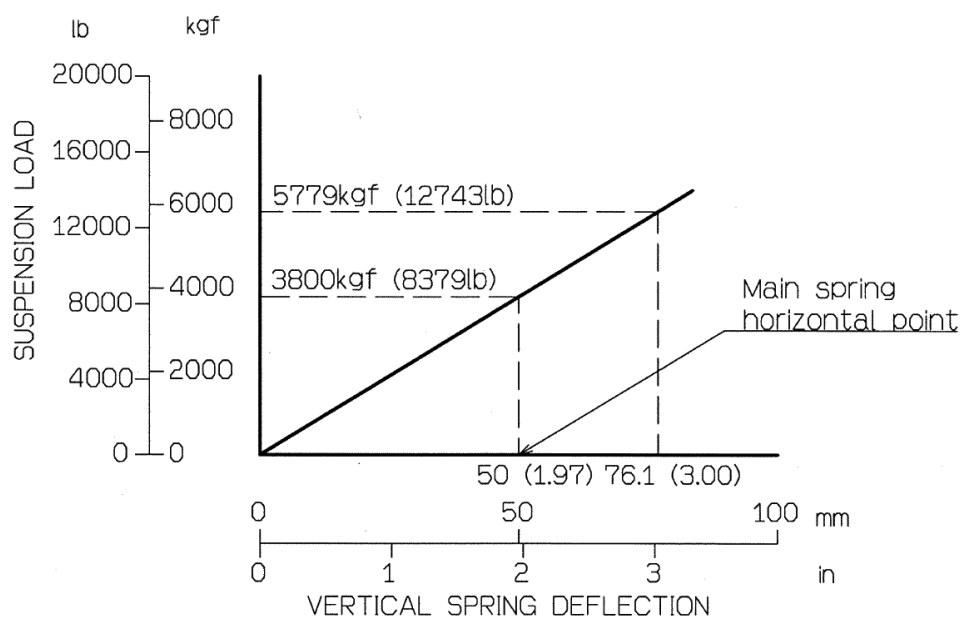
Unit : kgf (lb), mm (in)

SUSPENSION LOAD	VERTICAL SPRING DEFLECTION
454 (1000)	6.0 (0.24)
907 (2000)	12.0 (0.47)
1361 (3000)	17.9 (0.70)
1814 (4000)	23.9 (0.94)
2268 (5000)	29.9 (1.18)
2721 (6000)	35.8 (1.41)
3175 (7000)	41.8 (1.65)
3628 (8000)	47.8 (1.88)
4082 (9000)	53.8 (2.12)
4535 (10000)	59.7 (2.35)
4989 (11000)	65.7 (2.59)
5442 (12000)	71.7 (3.08)
5896 (13000)	77.7 (3.06)
6349 (14000)	83.6 (3.29)

MODEL : NE(L6) (OPT, WITH HELPER SPRING)

K : 75.9kgf/mm (4.250lb/in.)

CAPACITY : 19000lbs



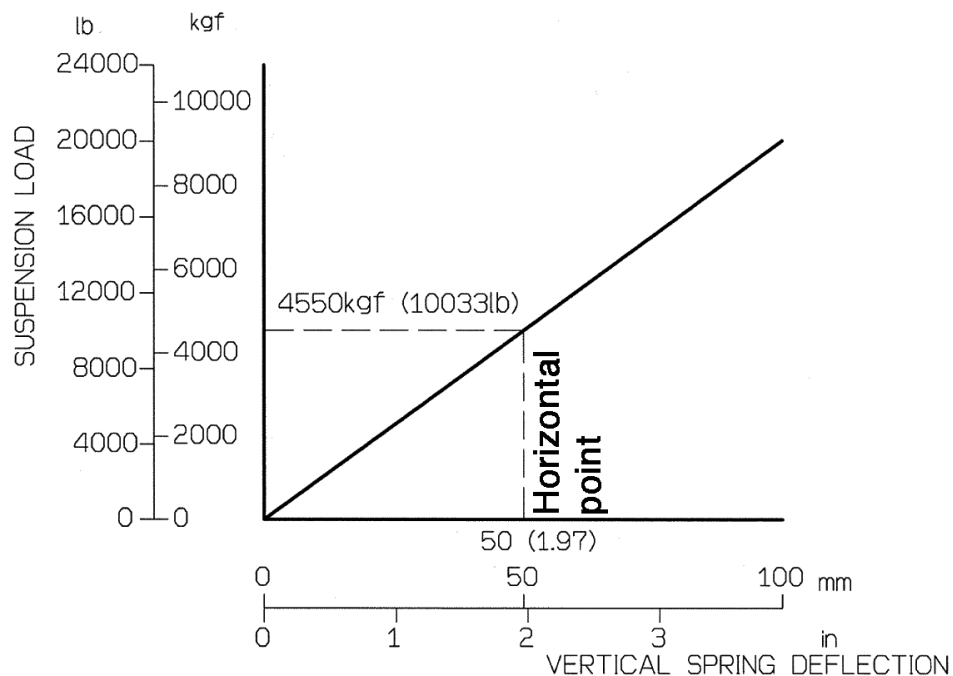
Unit : kgf (lb), mm (in)

SUSPENSION LOAD	VERTICAL SPRING DEFLECTION
454 (1000)	6.0 (0.24)
907 (2000)	12.0 (0.47)
1361 (3000)	17.9 (0.70)
1814 (4000)	23.9 (0.94)
2268 (5000)	29.9 (1.18)
2721 (6000)	35.8 (1.41)
3175 (7000)	41.8 (1.65)
3628 (8000)	47.8 (1.88)
4082 (9000)	53.8 (2.12)
4535 (10000)	59.7 (2.35)
4989 (11000)	65.7 (2.59)
5442 (12000)	71.7 (3.08)
5896 (13000)	77.7 (3.06)
6349 (14000)	83.6 (3.29)

MODEL : NF(L7) (STD, WITHOUT HELPER SPRING)

K : 90.9kgf/mm (5.090lb/in.)

CAPACITY : 21000lbs



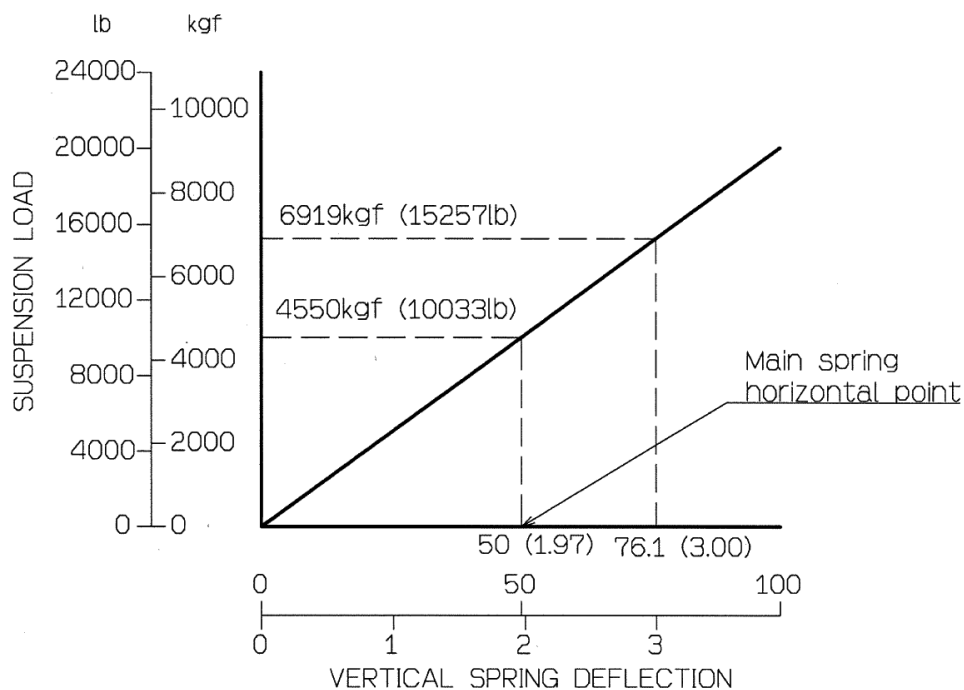
Unit : kgf (lb), mm (in)

SUSPENSION LOAD	VERTICAL SPRING DEFLECTION
454 (1000)	5.0 (0.20)
907 (2000)	10.0 (0.39)
1361 (3000)	15.0 (0.59)
1814 (4000)	20.0 (0.79)
2268 (5000)	25.0 (0.98)
2721 (6000)	29.9 (1.18)
3175 (7000)	34.9 (1.37)
3628 (8000)	39.9 (1.57)
4082 (9000)	44.9 (1.77)
4535 (10000)	49.9 (1.96)
4989 (11000)	54.9 (2.16)
5442 (12000)	59.9 (2.36)
5896 (13000)	64.8 (2.55)
6349 (14000)	69.8 (2.75)

MODEL : NF(L7) (OPT, WITH HELPER SPRING)

K : 90.9kgf/mm (5.090lb/in.)

CAPACITY : 21000lbs



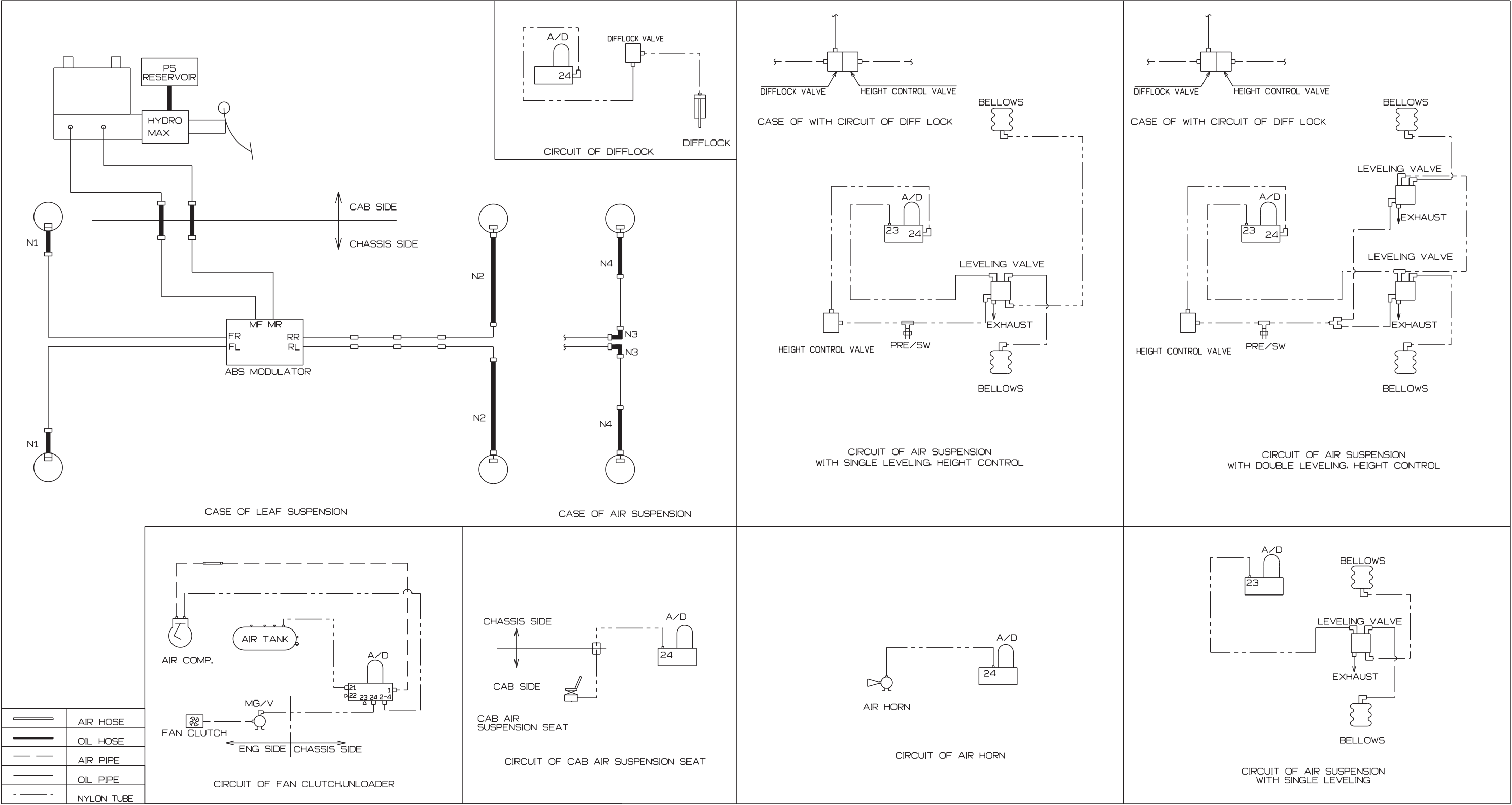
Unit : kgf (lb), mm (in)

SUSPENSION LOAD	VERTICAL SPRING DEFLECTION
454 (1000)	5.0 (0.20)
907 (2000)	10.0 (0.39)
1361 (3000)	15.0 (0.59)
1814 (4000)	20.0 (0.79)
2268 (5000)	25.0 (0.98)
2721 (6000)	29.9 (1.18)
3175 (7000)	34.9 (1.37)
3628 (8000)	39.9 (1.57)
4082 (9000)	44.9 (1.77)
4535 (10000)	49.9 (1.96)
4989 (11000)	54.9 (2.16)
5442 (12000)	59.9 (2.36)
5896 (13000)	64.8 (2.55)
6349 (14000)	69.8 (2.75)

2. BRAKE PIPING DIAGRAM

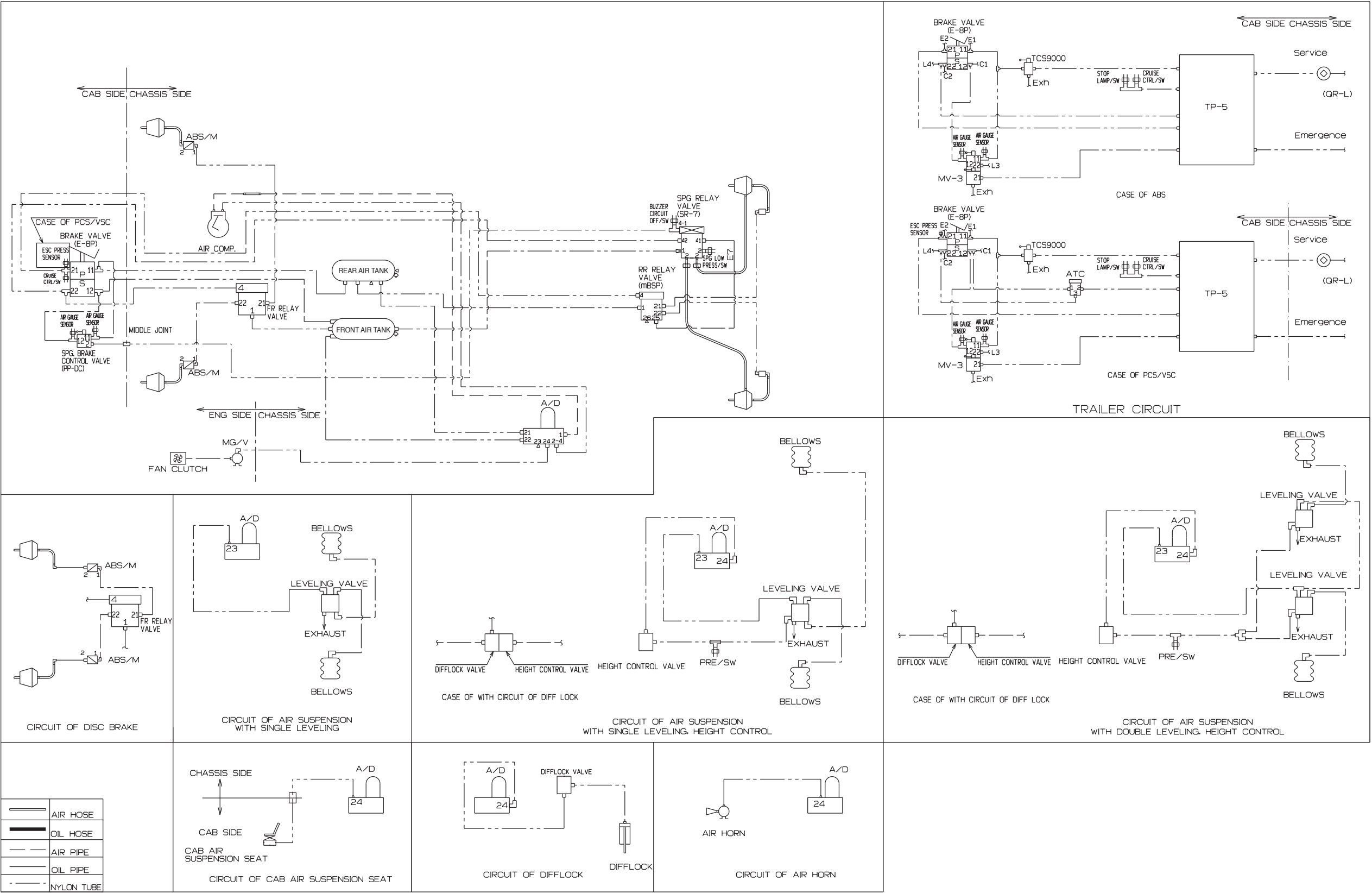
• MODEL : NE(L6), NF(L7)

< HYDRO BRAKE >



• MODEL : NJ(L6), NV(L7) AND NH(L8)

< FULL AIR BRAKE >



3. ELECTRIC WIRING DIAGRAM

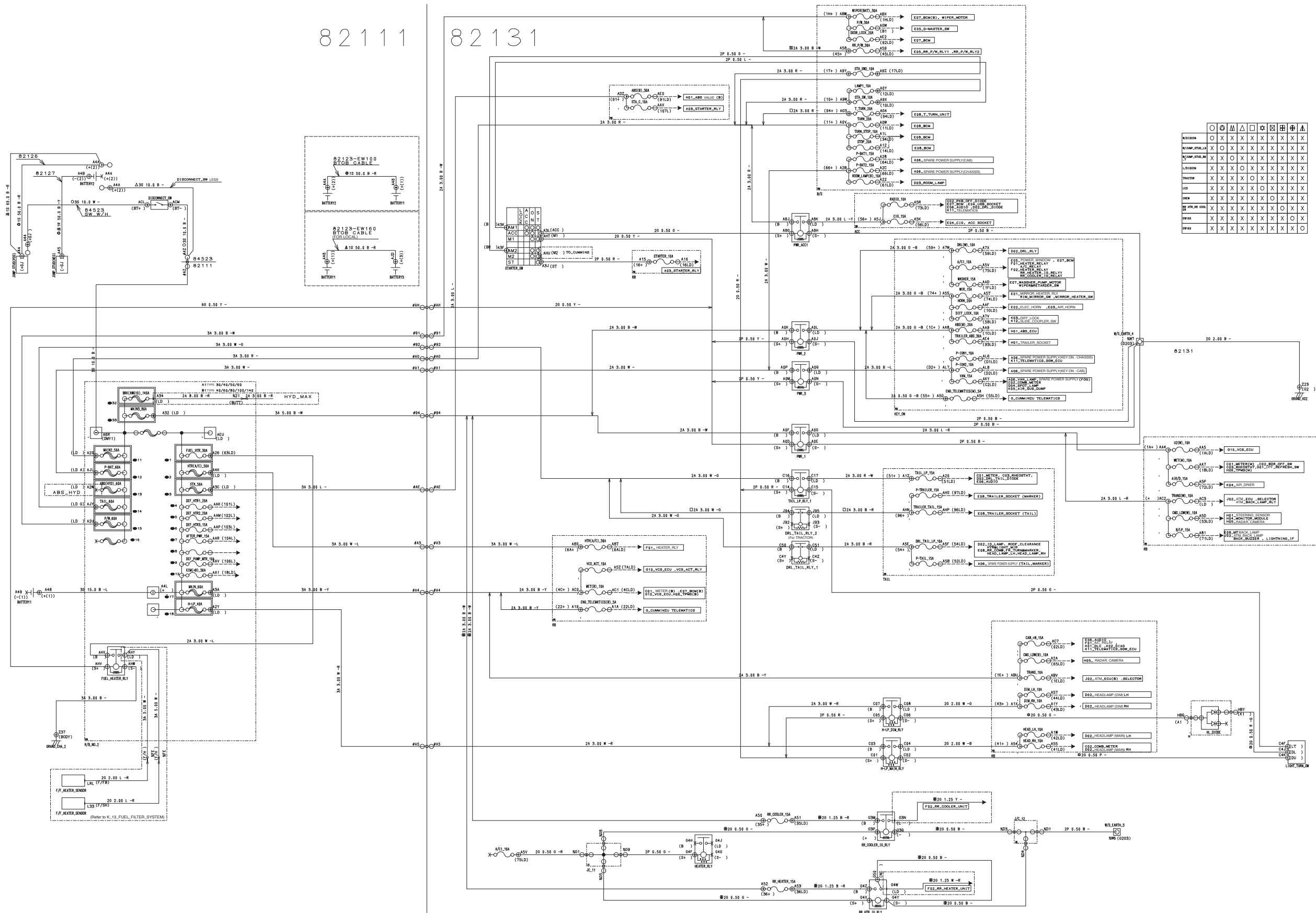
The Table of Circuit Name

NO.	CIRCUIT NAME
1	POWER SUPPLY CIRCUIT
2	STARTING CIRCUIT
3	PRE-HEAT CIRCUIT
4	CHARGING CIRCUIT
5	SPARE POWER SUPPLY CIRCUIT & FOG LAMP CIRCUIT
6	LARGE CURRENT CABLE CIRCUIT L SERIES
7	LARGE CURRENT CABLE CIRCUIT XL SERIES
8	GRAND CIRCUIT_1-1
	GRAND CIRCUIT_1-2
9	GRAND CIRCUIT_2
10	METER CIRCUIT_1
11	METER CIRCUIT_2
12	RHEOSTAT CIRCUIT
13	HALOGEN HEAD LAMP & DAY TIME RUNNING LAMP CIRCUIT
14	LED HEAD LAMP & DAY TIME RUNNING LAMP CIRCUIT
15	ROOM LAMP CIRCUIT
16	WORKING LAMP CIRCUIT
17	HEATING MIRROR CIRCUIT & REMOTE CONTROL MIRROR CIRCUIT
18	ELECTRICAL HORN CIRCUIT
19	AIR HORN CIRCUIT
20	CIGARETTE LIGHTER & ACC. SOCKET CIRCUIT
21	POWER WINDOW CIRCUIT
22	AUDIO CIRCUIT
23	BODY CONTROL CIRCUIT_POWER D/L & KEY LESS ENTRY
24	BODY CONTROL CIRCUIT_CAB
25	BODY CONTROL CIRCUIT_CHASSIS
26	MANUAL AIR CONDITIONER CIRCUIT
27	REAR COOLER & REAR HEATER CIRCUIT
28	CUMMINS ENGINE ECU & ECM CIRCUIT
29	AFTERTRATMENT SYSTEM CIRCUIT
30	CUMMINS ENGINE TELEMATICS CIRCUIT
31	COMMON RAIL CIRCUIT_ATM EXHAUST BRAKE
32	COMMON RAIL CIRCUIT_FS CURISE
33	VEHICLE CONTROL ECU CIRCUIT_1
34	VEHICLE CONTROL ECU CIRCUIT_2
35	VEHICLE CONTROL ECU CIRCUIT_3
36	VEHICLE CONTROL ECU CIRCUIT_4 (EXHAUST BRAKE)
37	ABS CIRCUIT_1
38	ABS CIRCUIT_2
39	ABS CIRCUIT_3 (HYDRAULIC BRAKE Ver. E)
40	HYDRAULIC BRAKE SYSTEM CIRCUIT
41	CMS, ACC & LDW CIRCUIT
42	TPMS CIRCUIT
43	ALLISON 2200/2500 TRANS BASIC CIRCUIT
44	ALLISON 3000/3500 TRANS BASIC CIRCUIT
45	DIAGNOSIS CIRCUIT
46	DIAG' CONNECTOR CIRCUIT
47	DIFF LOCK CONTROL CIRCUIT
48	AIR DRIER CIRCUIT
49	AIR SUS DUMP CIRCUIT
50	VEHICLE CAN CIRCUIT
51	TELEMATICS CIRCUIT
52	SLIDE COUPLER LOCK CIRCUIT
53	FUEL FILTER SYSTEM CIRCUIT

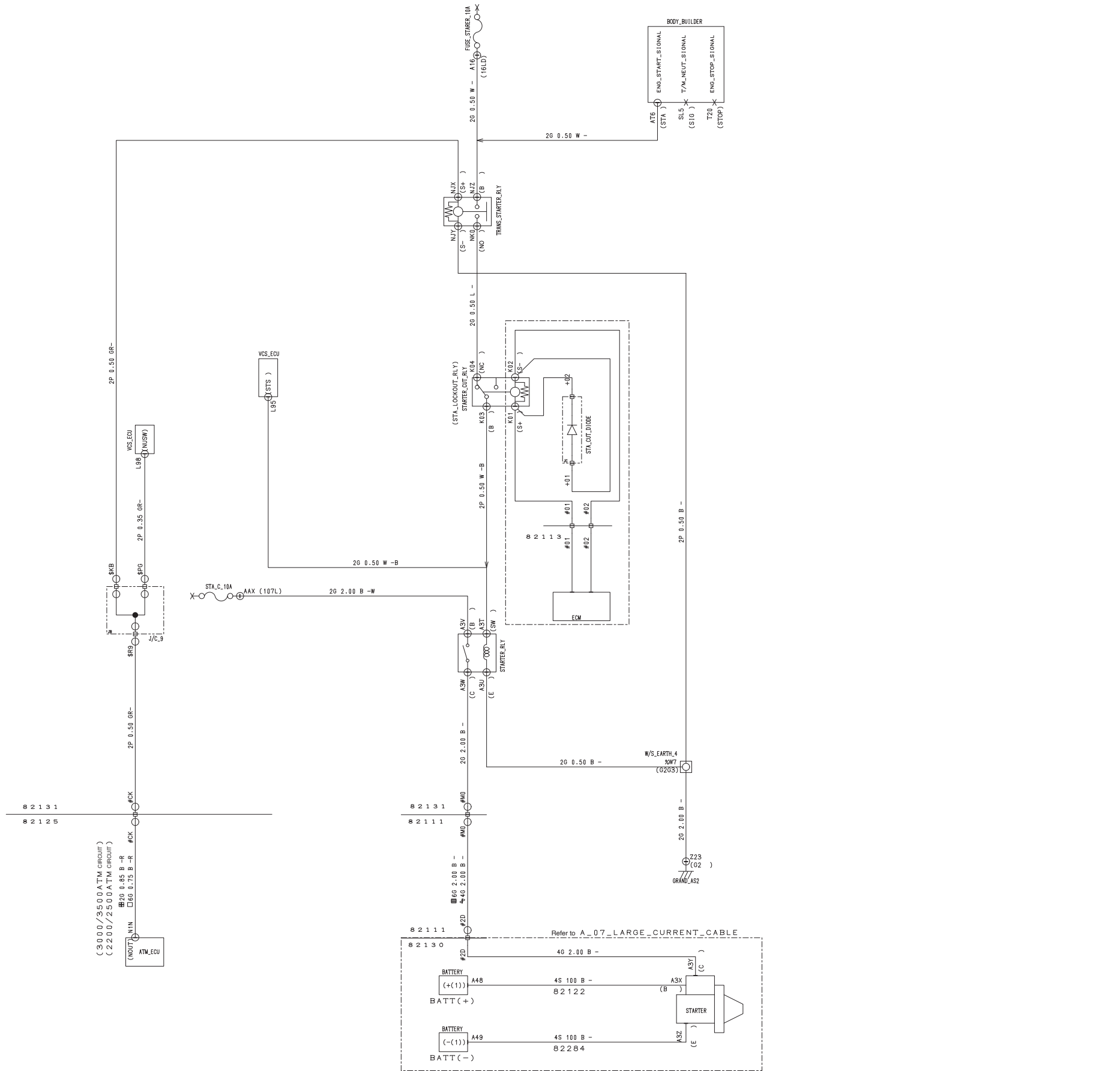
[NOTE] 1) There are all the specifications included options.





















2) When you use these electrical diagrams, please understand the vehicle specifications.

8 2 1 1 1	8 2 1 3 1
-----------	-----------

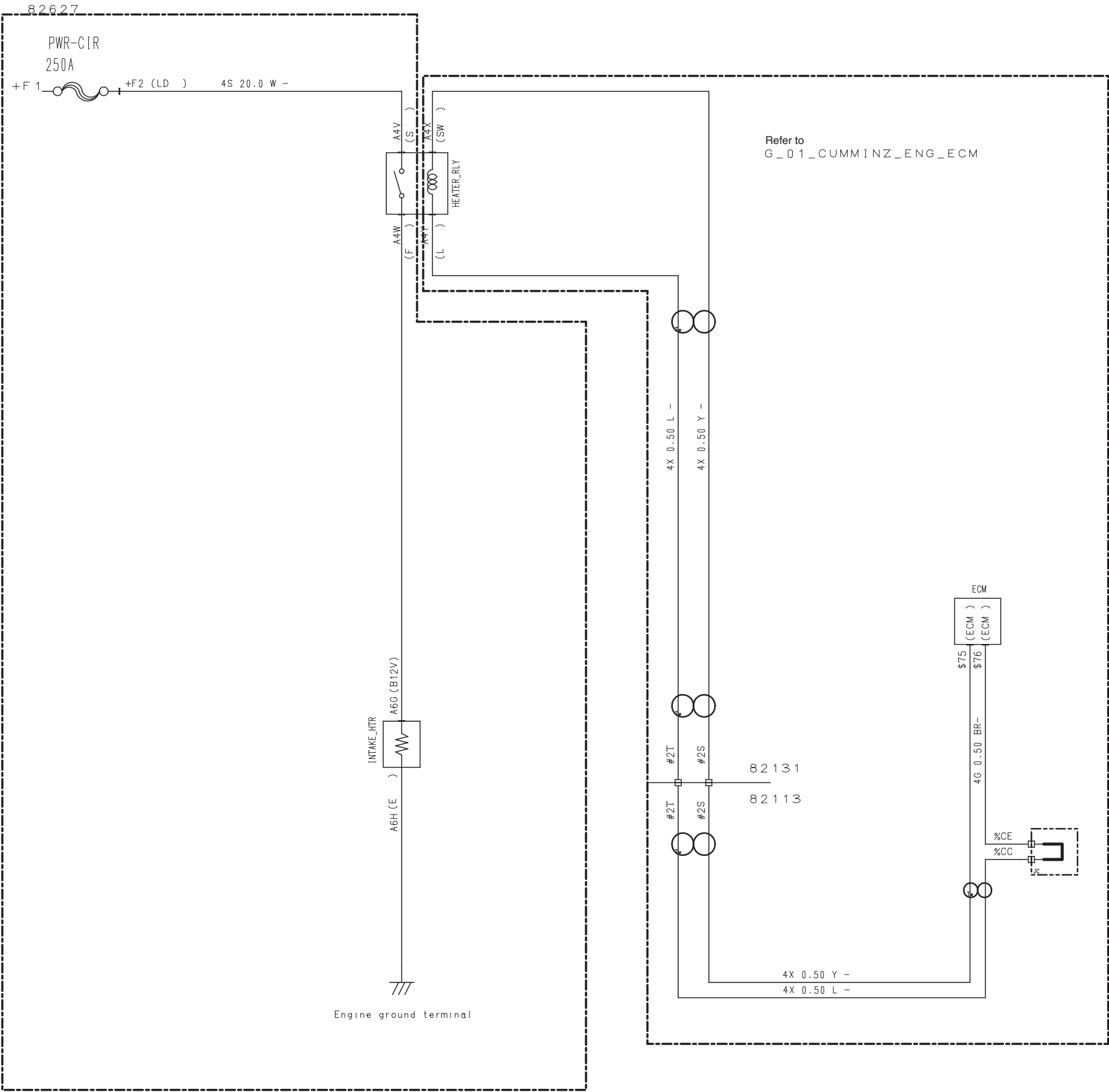


2. STARTING CIRCUIT

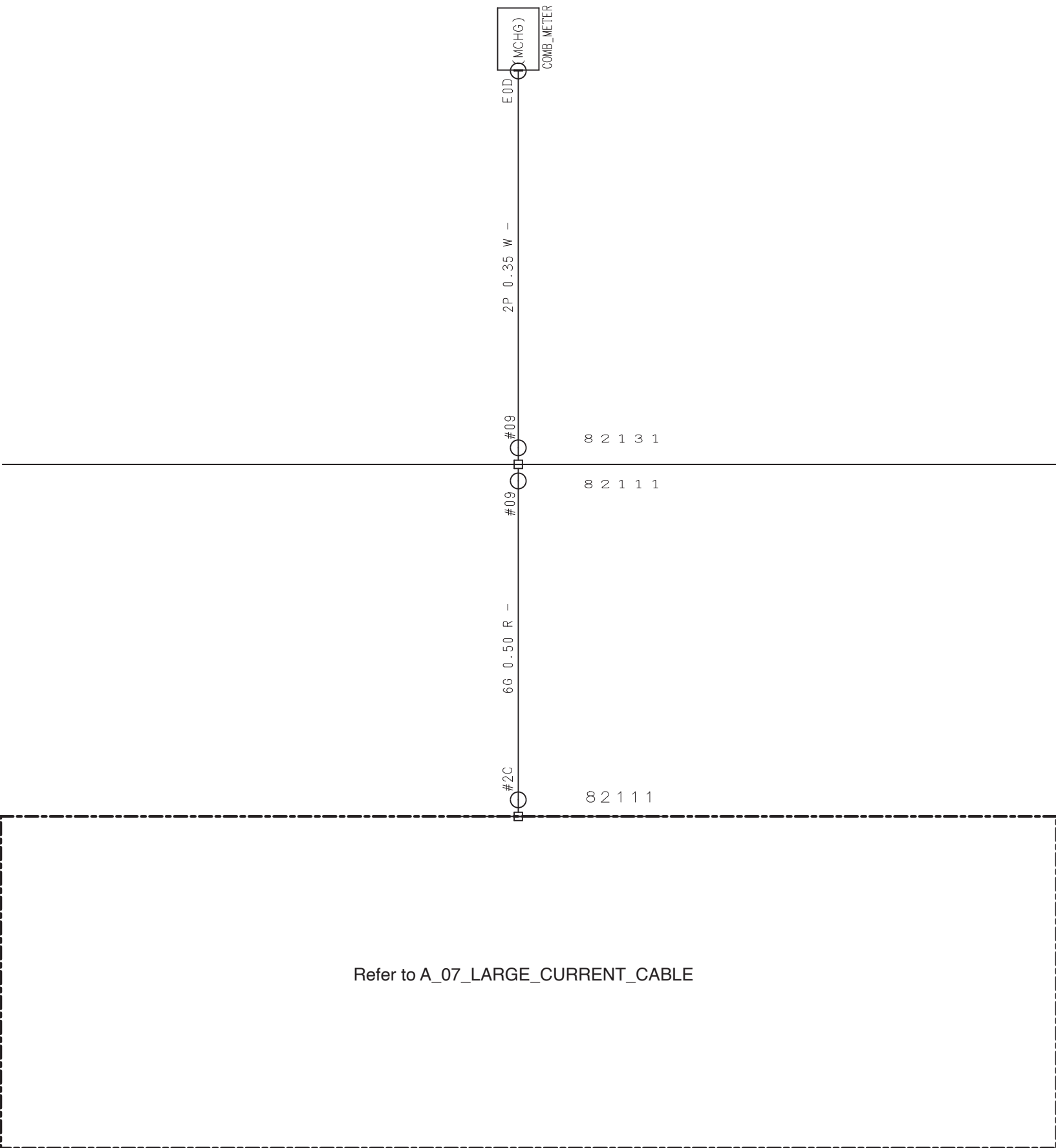


				
L SERIES				
XL SERIES				
XL SERIES				
L SERIES				

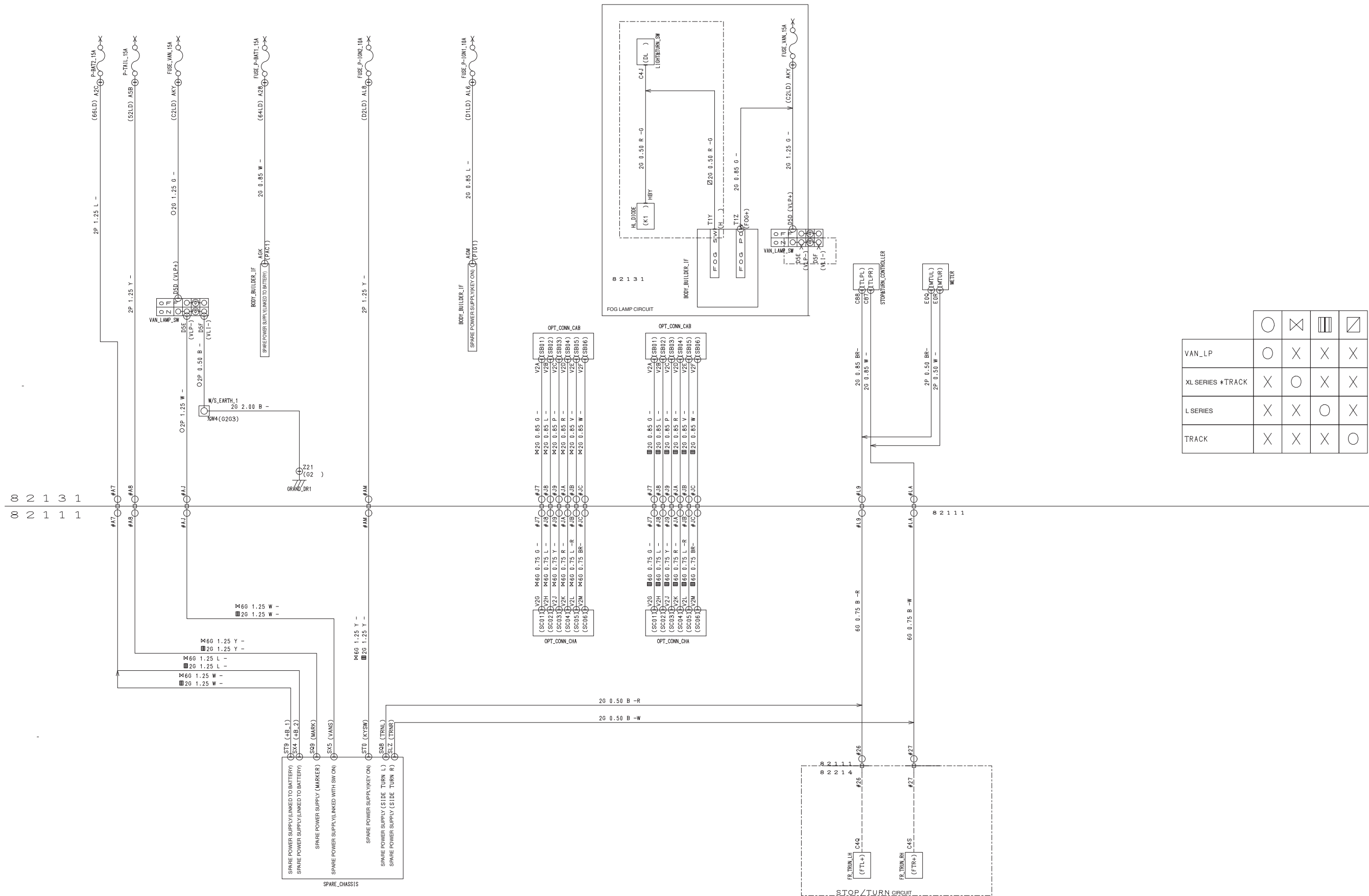
3. PRE-HEAT CIRCUIT



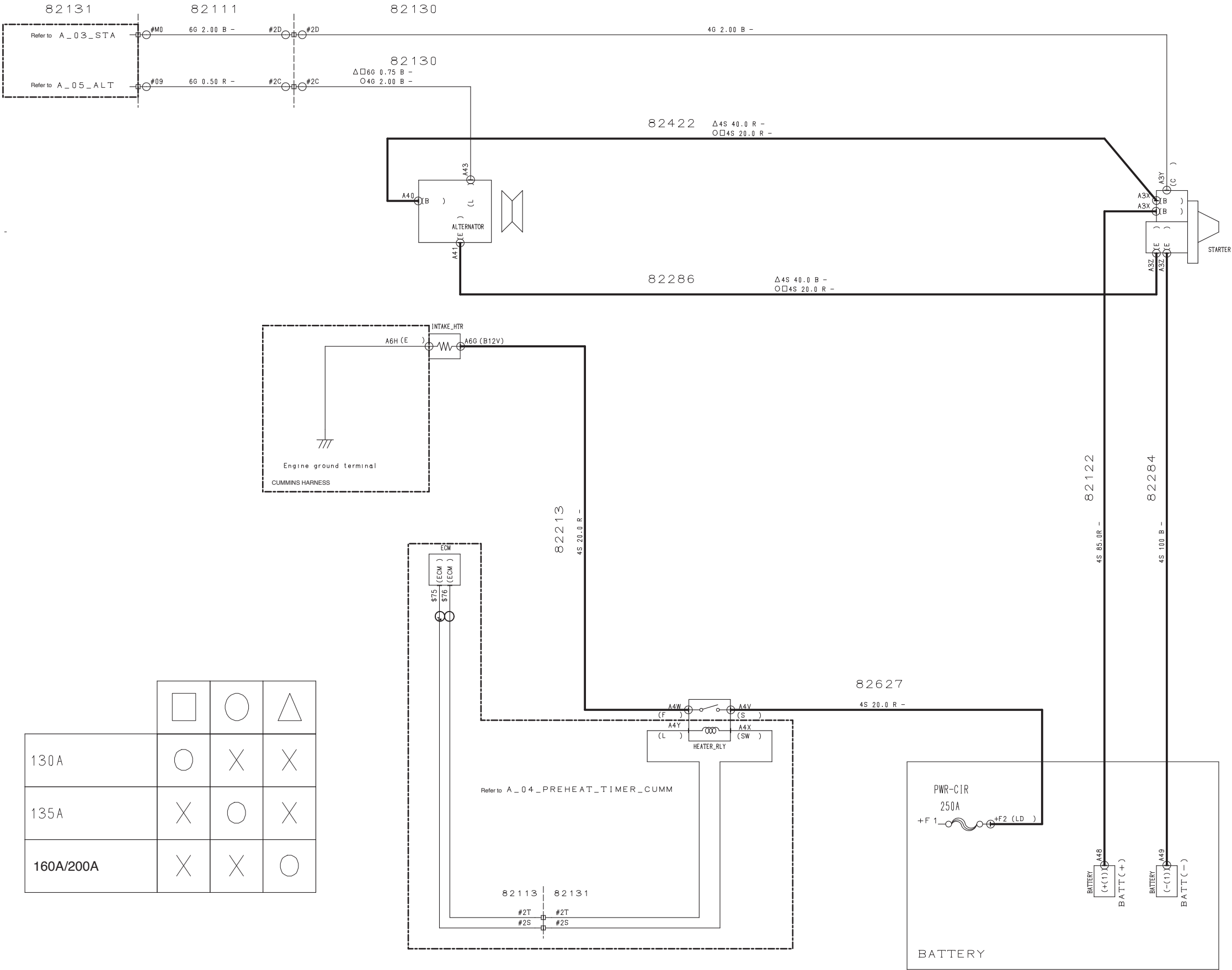
4. CHARGING CIRCUIT



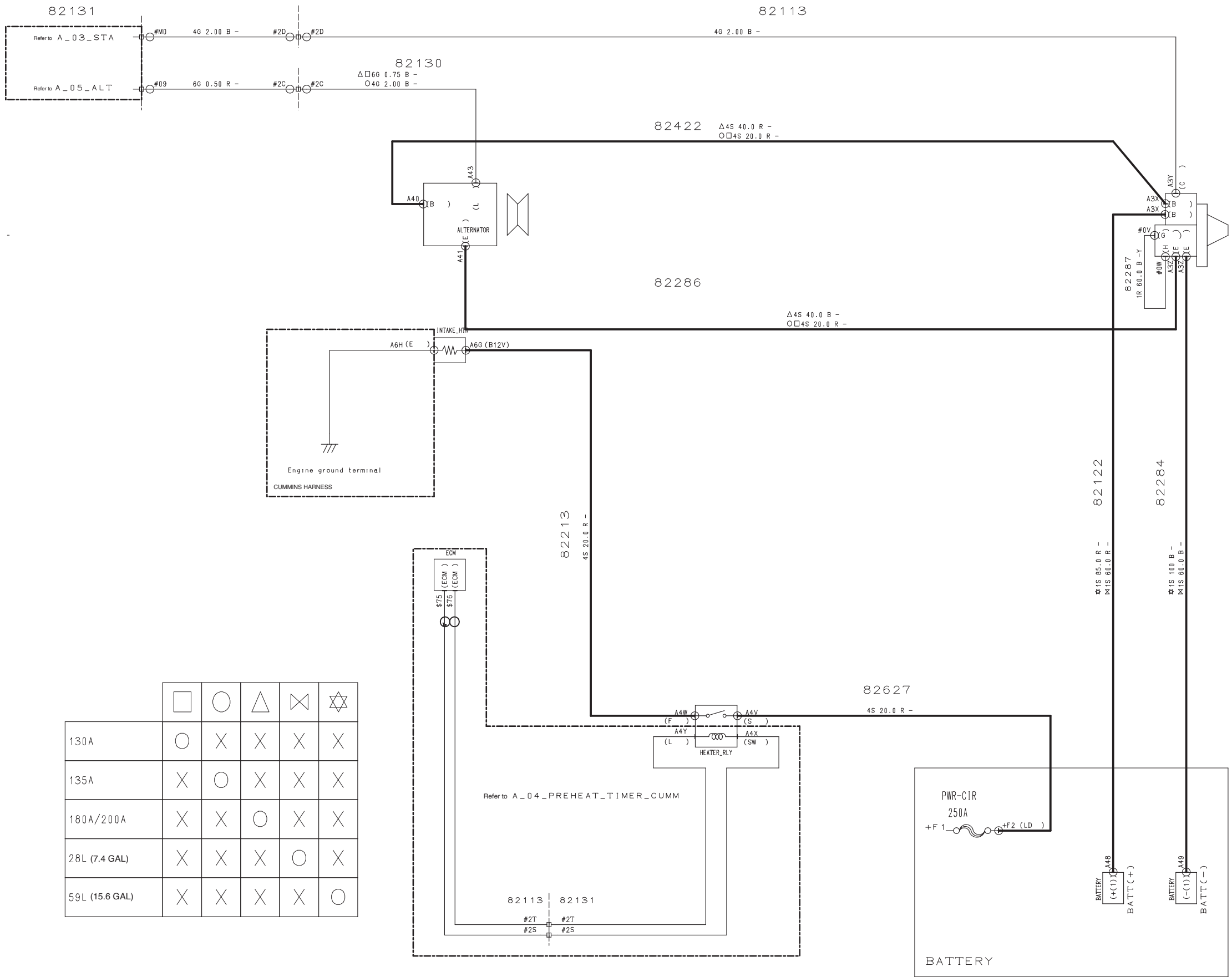
5. SPARE POWER SUPPLY CIRCUIT & FOG LAMP CIRCUIT



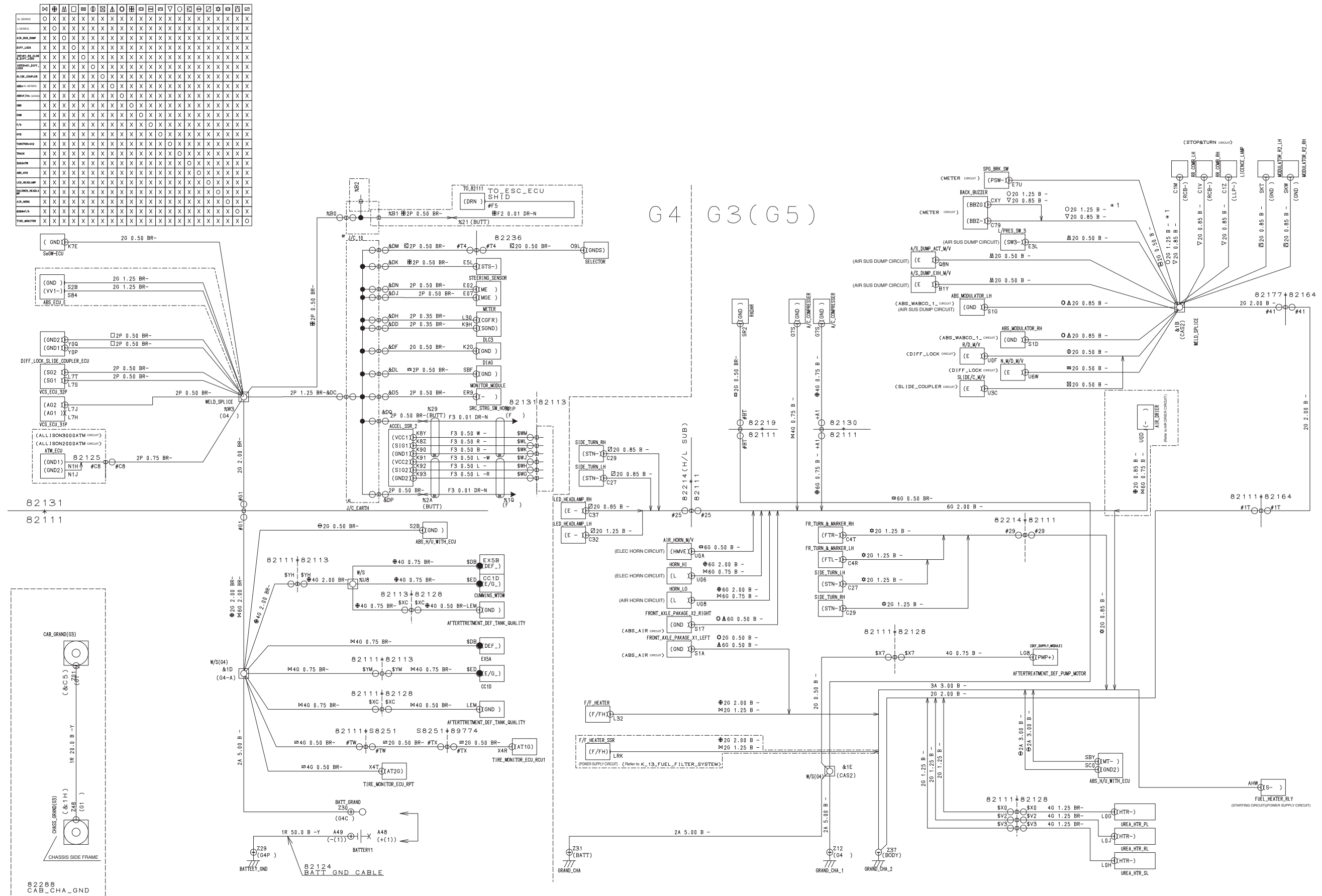
6. LARGE CURRENT CABLE CIRCUIT L SERIES



7. LARGE CURRENT CABLE CIRCUIT XL SERIES

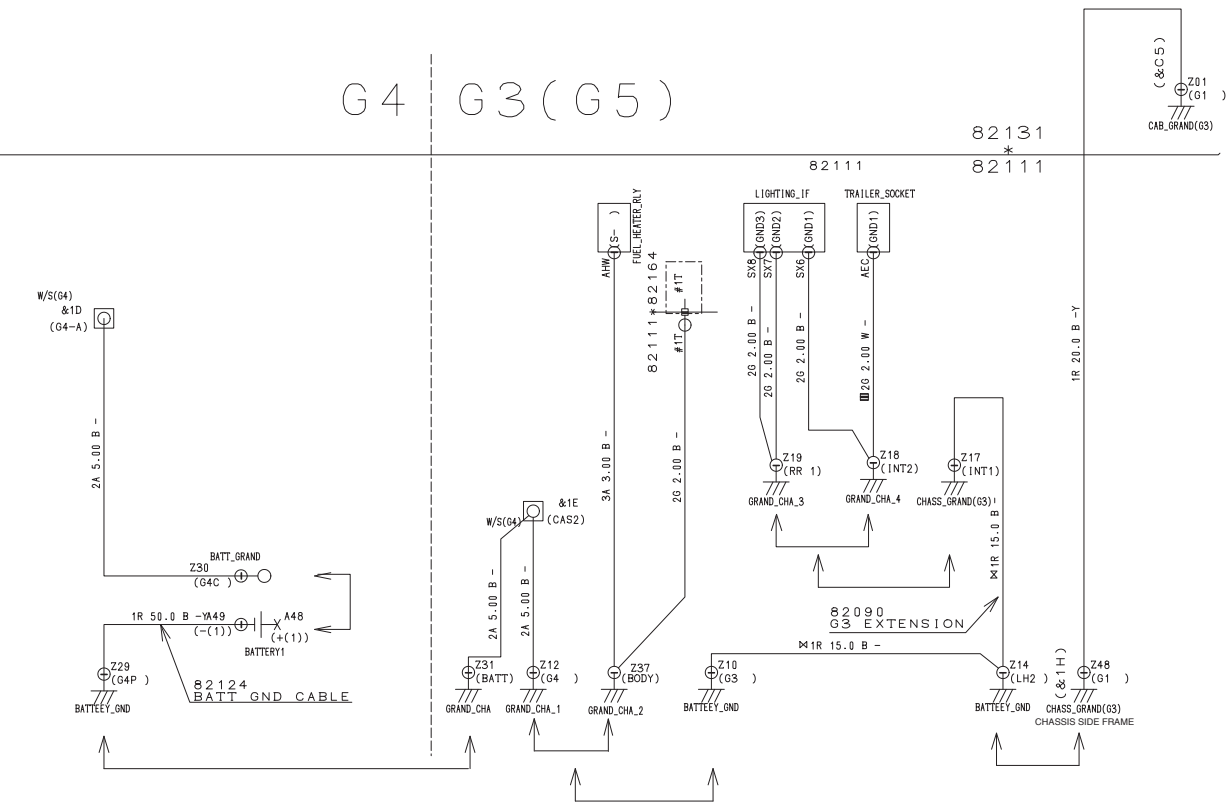


G 4 | G 3 (G 5)

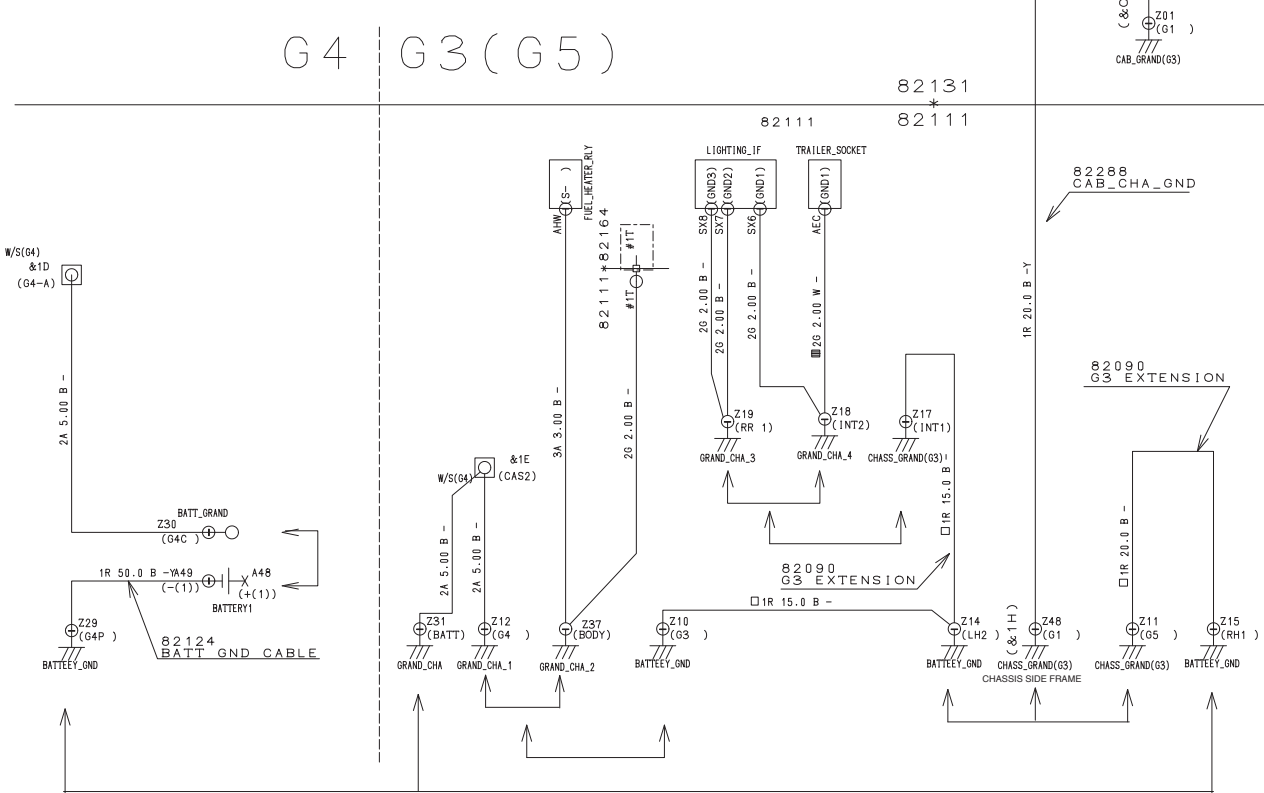


8. GRAND CIRCUIT_1-2

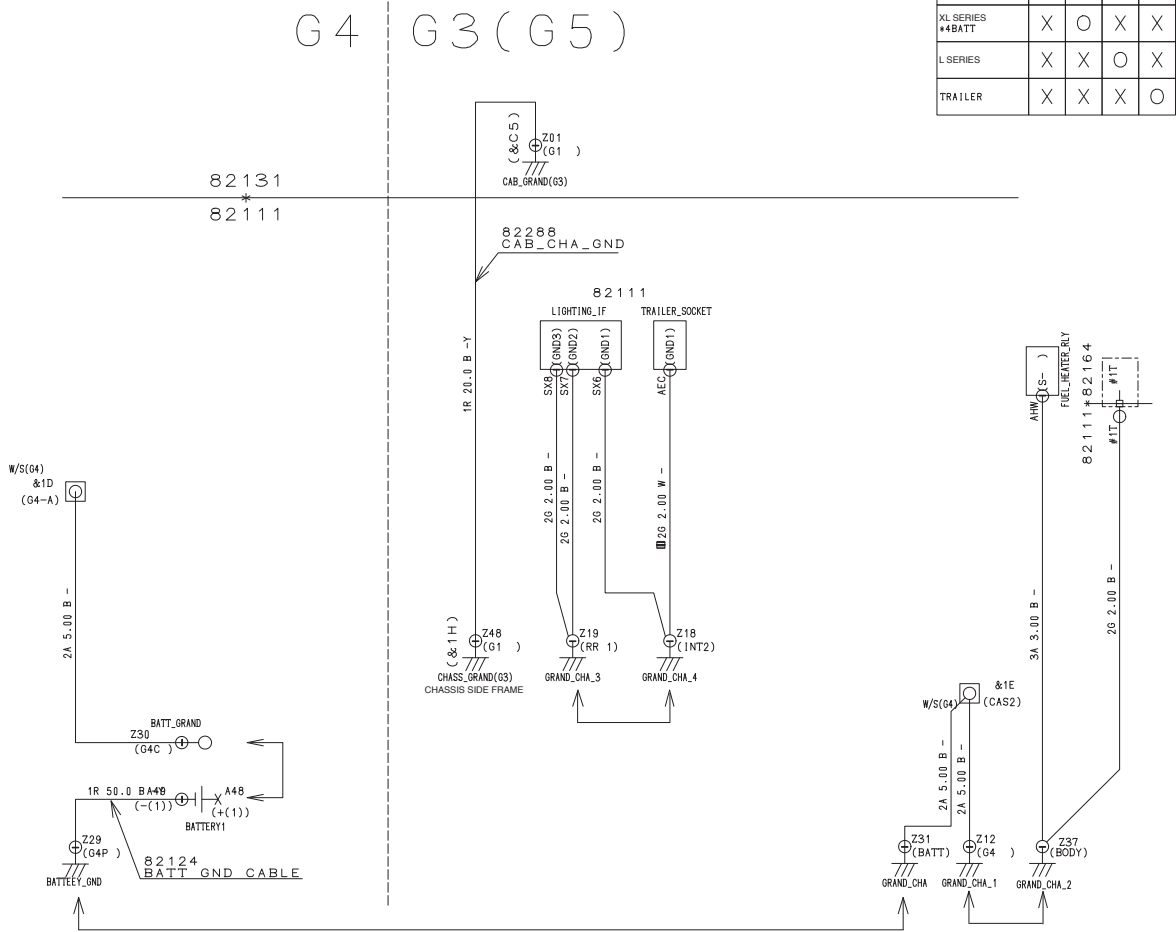
XL SERIES (2 , 3BATT)



XL SERIES (4BATT)

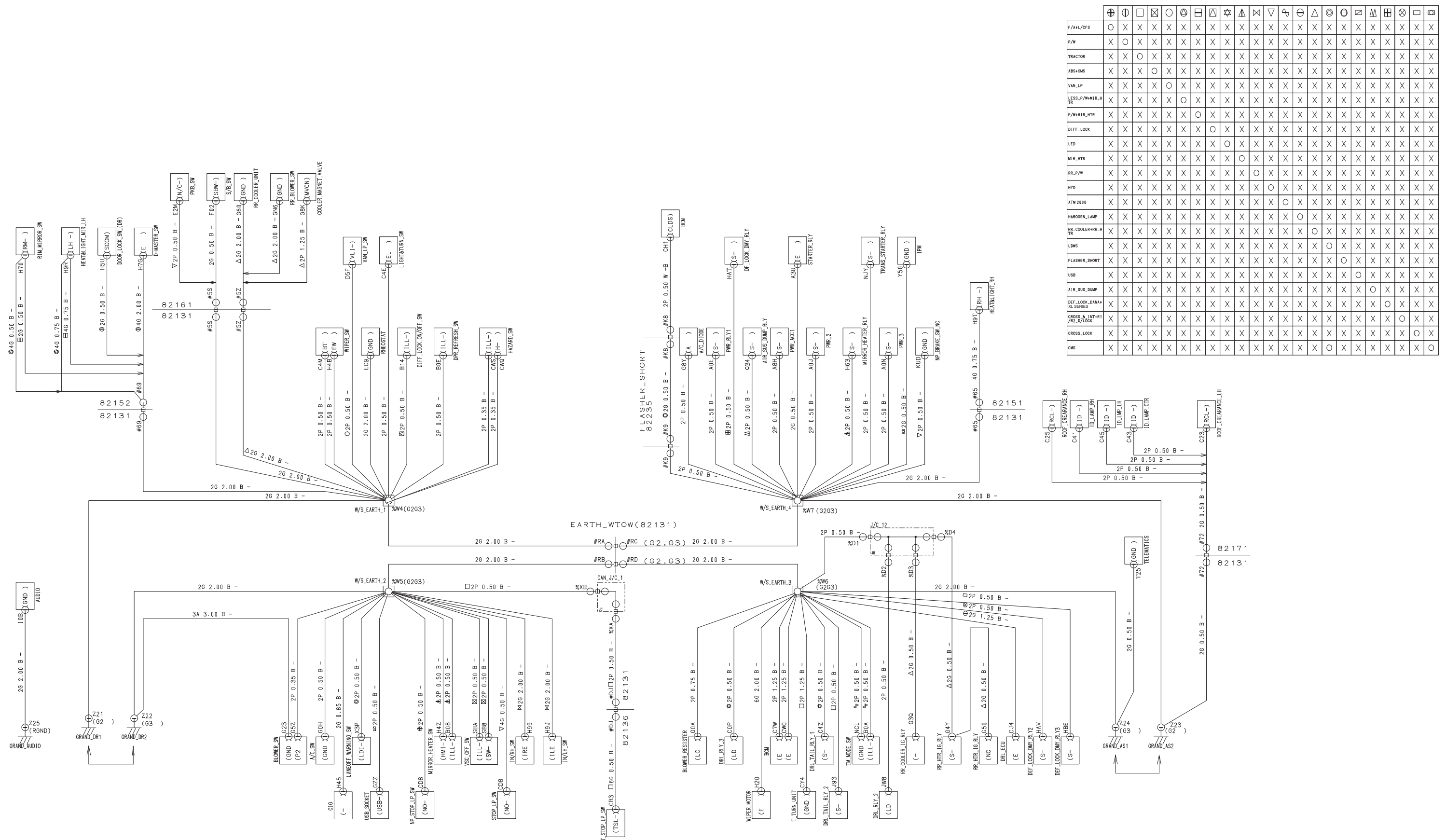


L SERIES

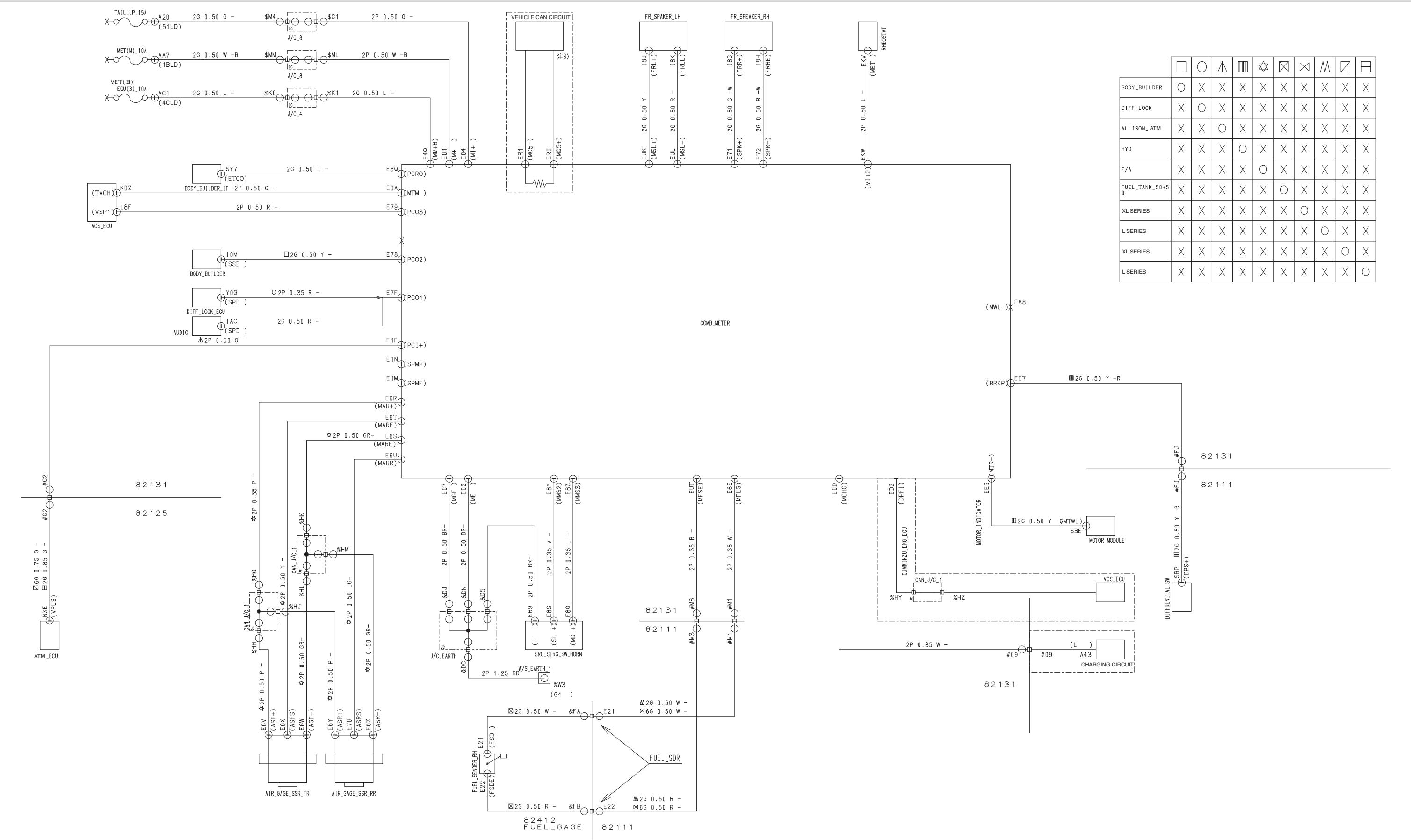


	⊗	□	⊕	⊞
XL SERIES #2, 3BATT	○	×	×	×
XL SERIES #4BATT	×	○	×	×
L SERIES	×	×	○	×
TRAILER	×	×	×	○

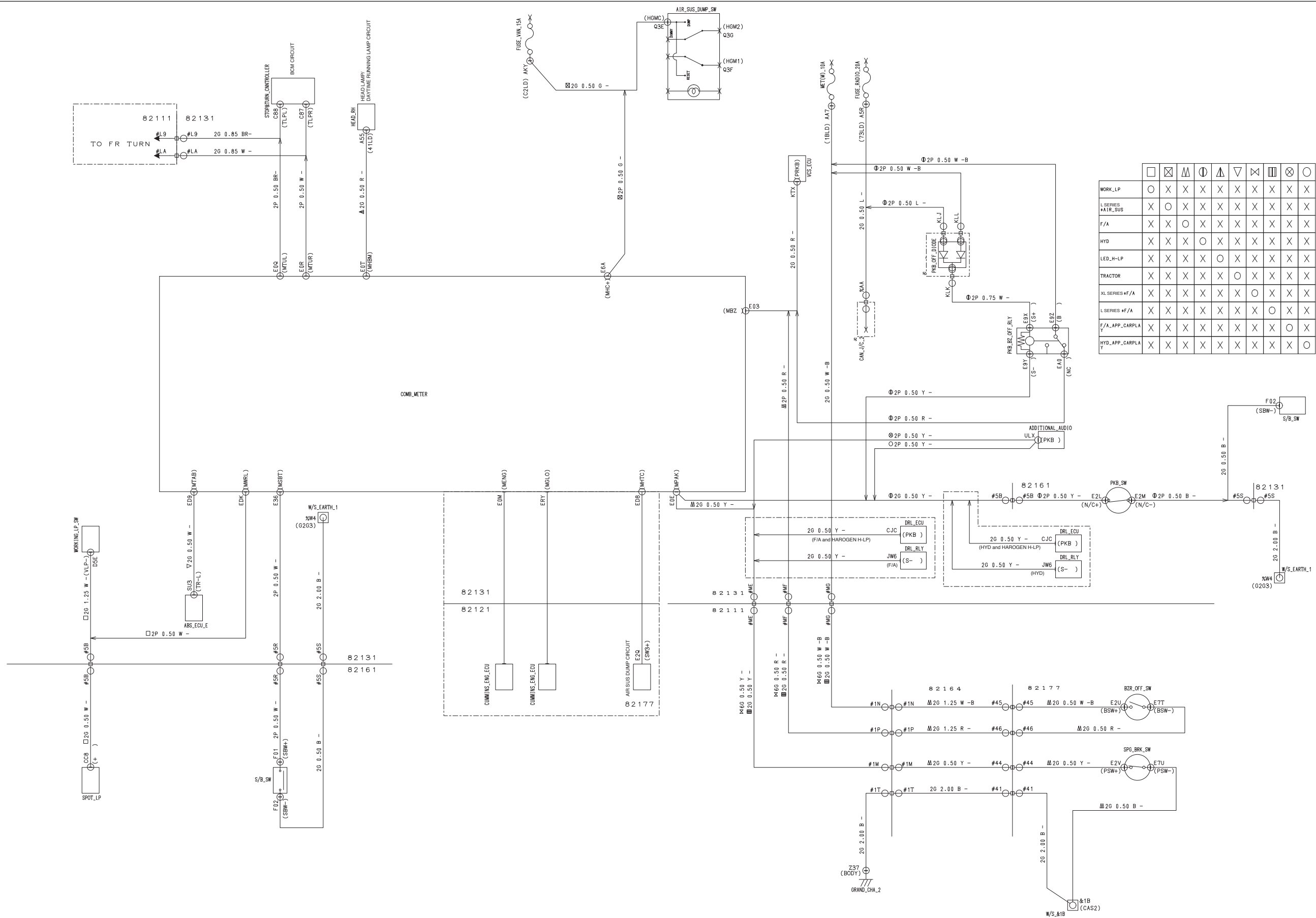
9. GRAND CIRCUIT_2



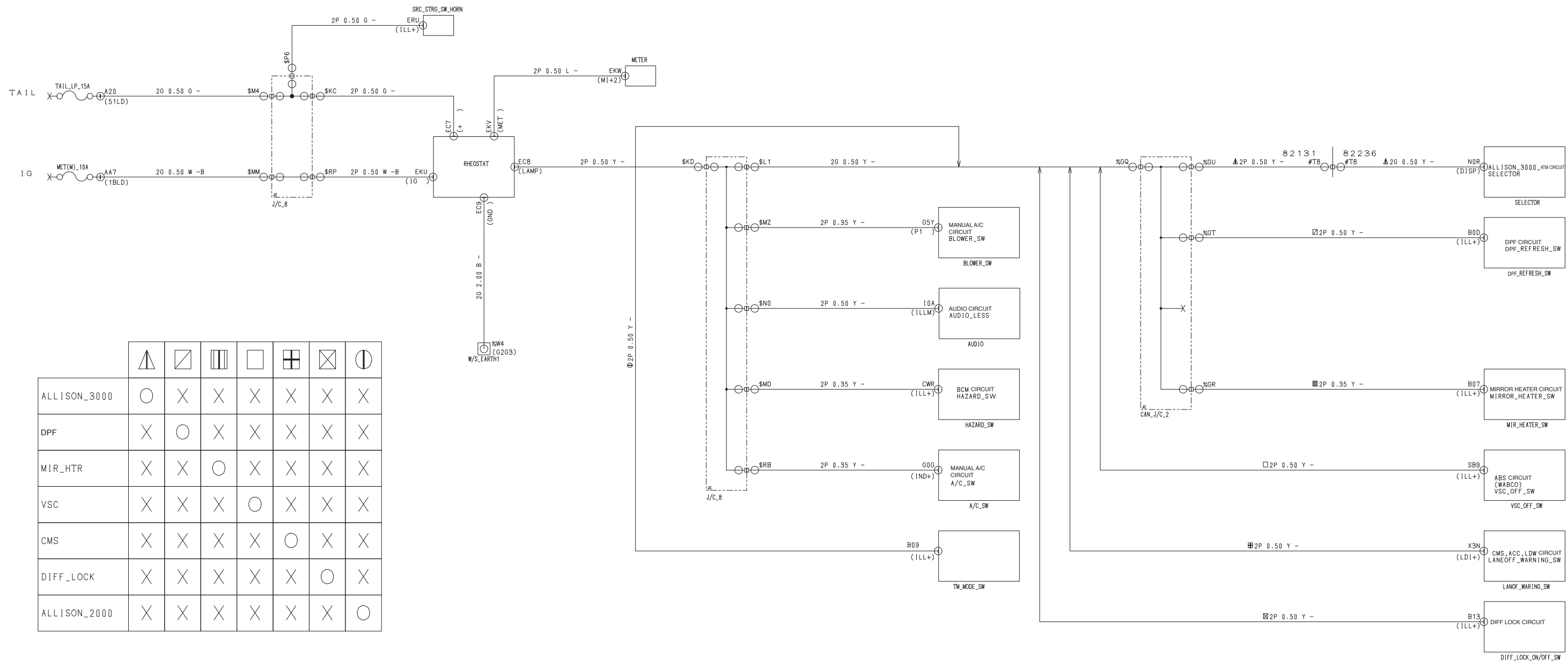
10. METER CIRCUIT_1



























































11. METER CIRCUIT_2



12. RHEOSTAT CIRCUIT















							
ALLISON_3000							
DPF							
MIR_HTR							
VSC							
CMS							
DIFF_LOCK							
ALLISON_2000							

13. HALOGEN HEAD LAMP & DAY TIME RUNNING LAMP CIRCUIT

P/W		X	X	X	X	X
L/P/W	X	O	X	X	X	X
F/A	X	X	O	X	X	X
HYD	X	X	X	O	X	X
TRACTOR	X	X	X	X	O	X
W/RIM_HTR	X	X	X	X	X	O

THE CONDITION OF LIGHTING FOR HEAD LAMP, DRL AND TAIL LAMP

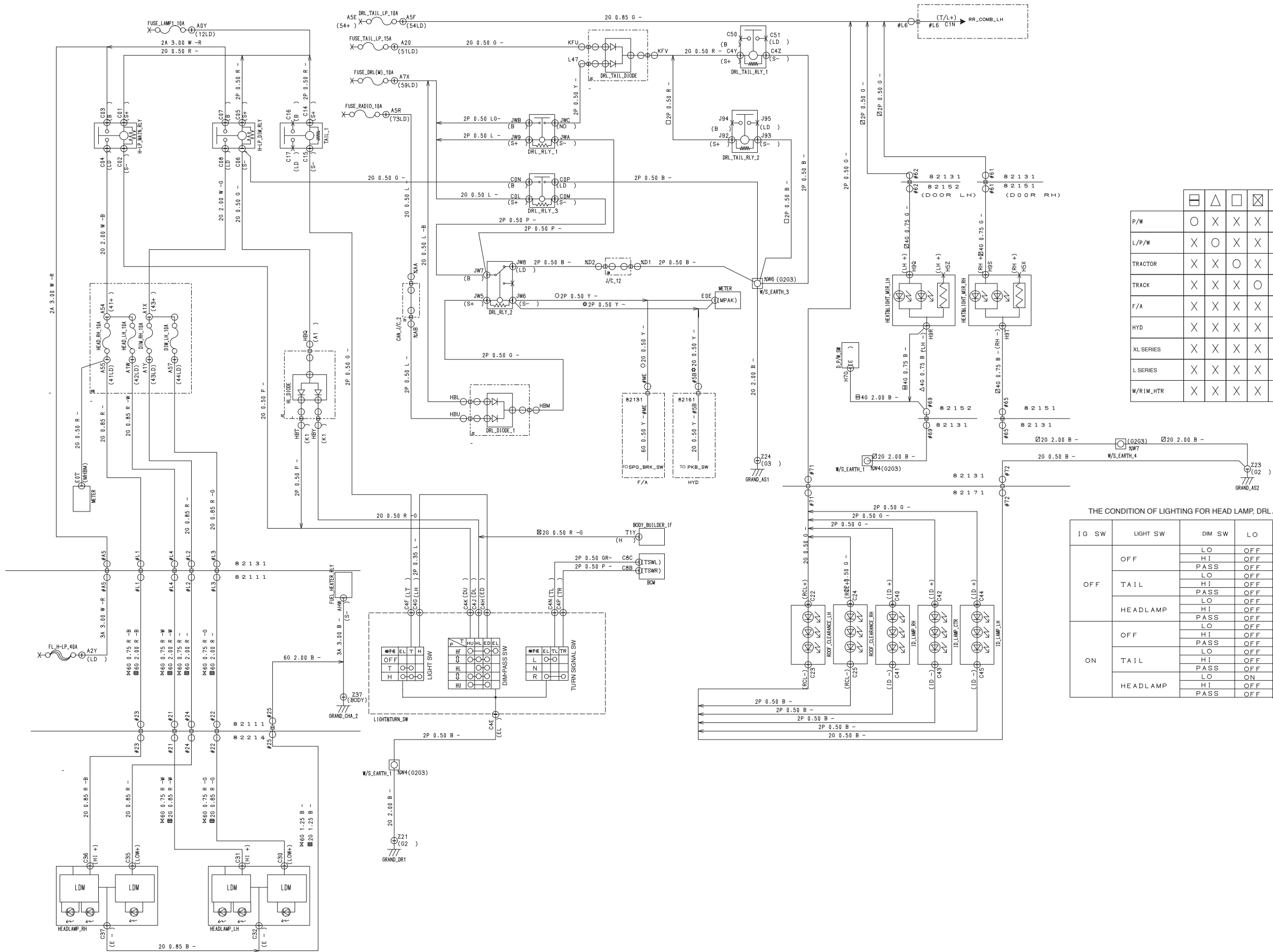
I G SW	LIGHT SW	DIM SW	LO	HI	DAYLIGHT	TAIL
OFF	TAIL	LO	OFF	OFF	OFF	OFF
		HI	OFF	OFF	OFF	OFF
		PASS	OFF	OFF	OFF	OFF
		LO	OFF	OFF	OFF	OFF
		HI	OFF	OFF	OFF	OFF
		PASS	OFF	OFF	OFF	OFF
ON	TAIL	LO	OFF	OFF	ON	OFF
		HI	OFF	OFF	ON	OFF
		PASS	OFF	ON	OFF	ON
		LO	ON	OFF	OFF	ON
		HI	OFF	ON	OFF	ON
		PASS	OFF	ON	OFF	ON

						
P/W		X	X	X	X	X
L/P/W	X		X	X	X	X
F/A	X	X		X	X	X
HYD	X	X	X		X	X
TRACTOR	X	X	X	X		X
W/RIM_HTR	X	X	X	X	X	

THE CONDITION OF LIGHTING FOR HEAD LAMP, DRL AND TAIL LAMP

IG SW	LIGHT SW	DIM SW	LO	HI	DAYLIGHT	TAIL
OFF	OFF	LO	OFF	OFF	OFF	OFF
		HI	OFF	OFF	OFF	OFF
		PASS	OFF	OFF	OFF	OFF
	TAIL	LO	OFF	OFF	OFF	OFF
		HI	OFF	OFF	OFF	OFF
		PASS	OFF	OFF	OFF	OFF
	HEADLAMP	LO	OFF	OFF	OFF	OFF
		HI	OFF	OFF	OFF	OFF
		PASS	OFF	OFF	OFF	OFF
ON	OFF	LO	OFF	OFF	ON	OFF
		HI	OFF	OFF	ON	OFF
		PASS	OFF	ON	ON	OFF
	TAIL	LO	OFF	OFF	OFF	ON
		HI	OFF	OFF	OFF	ON
		PASS	OFF	ON	OFF	ON
	HEADLAMP	LO	ON	OFF	OFF	ON
		HI	OFF	ON	OFF	ON
		PASS	OFF	ON	OFF	ON

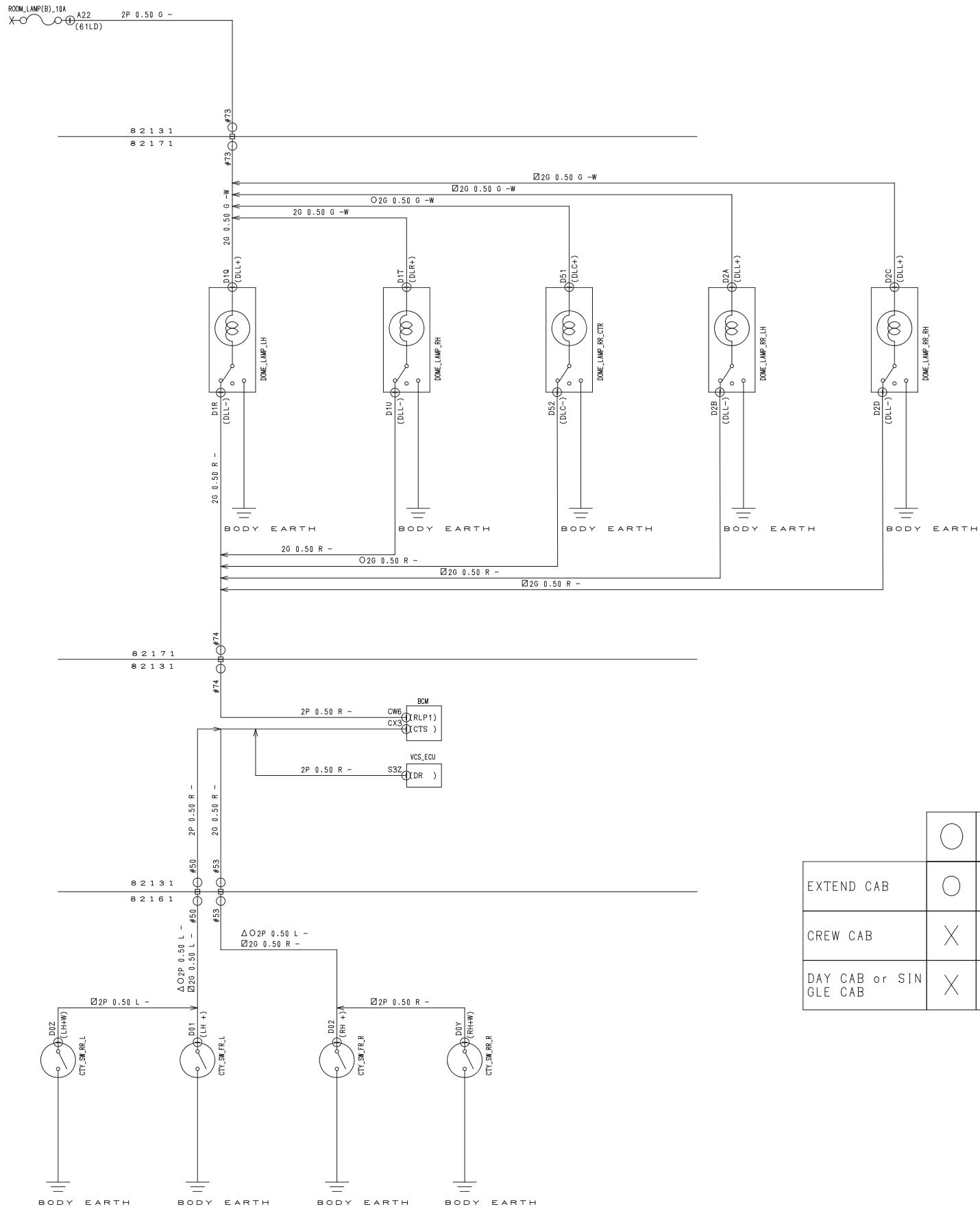
14. LED HEAD LAMP & DAY TIME RUNNING LAMP CIRCUIT



P/W								
L/P/W								
TRACTOR								
TRACK								
F/A								
HYD								
XL SERIES								
L SERIES								
W/RIM_HTR								

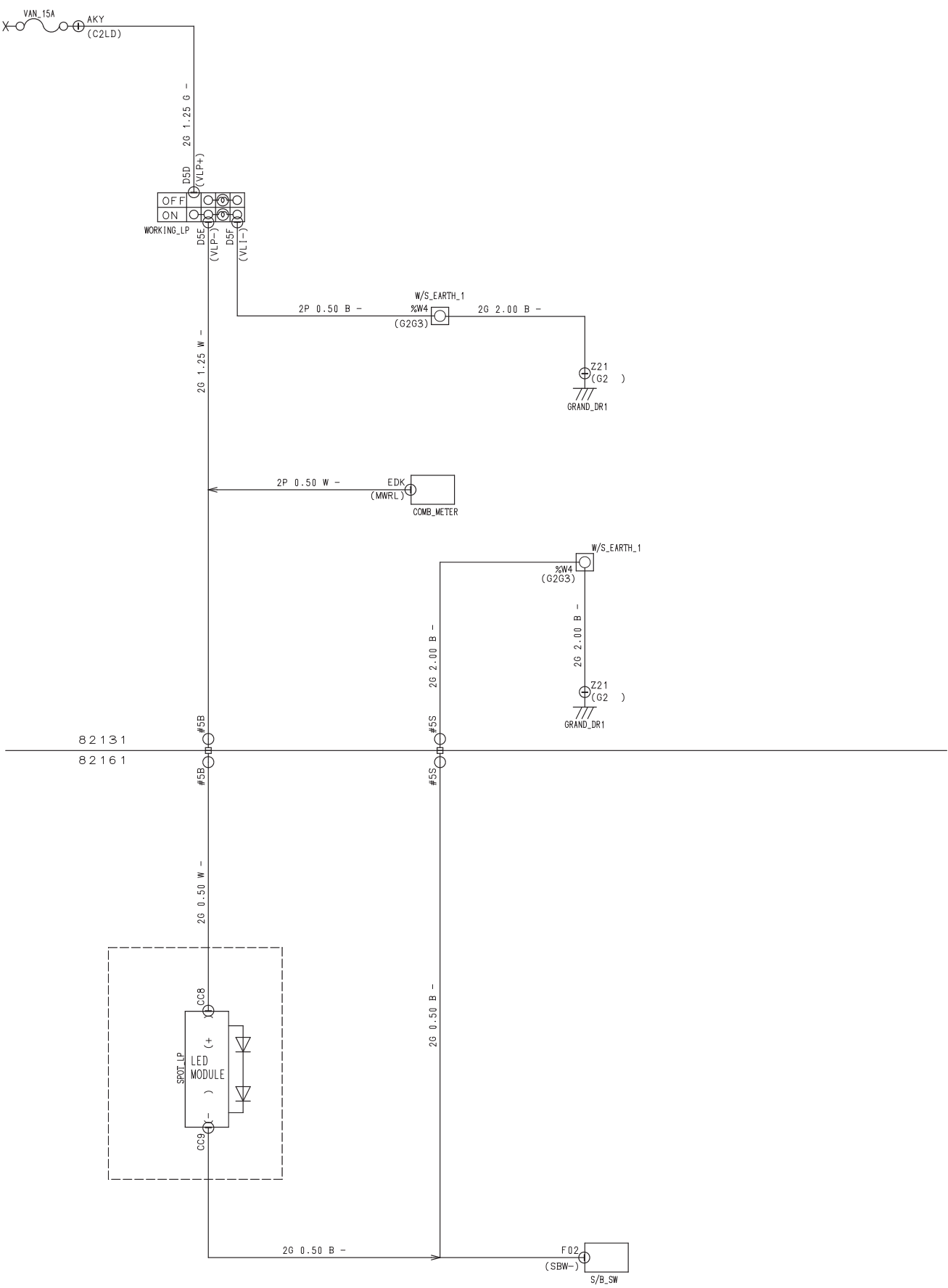
THE CONDITION OF LIGHTING FOR HEAD LAMP, DRL AND TAIL LAMP						
IG SW	LIGHT SW	DIM SW	LO	HI	DAYLIGHT	TAIL
OFF	OFF	LO	OFF	OFF	OFF	OFF
		HI	OFF	OFF	OFF	OFF
		PASS	OFF	OFF	OFF	OFF
	TAIL	LO	OFF	OFF	OFF	OFF
		HI	OFF	OFF	OFF	OFF
		PASS	OFF	OFF	OFF	OFF
ON	OFF	LO	OFF	OFF	ON	OFF
		HI	OFF	OFF	ON	OFF
		PASS	OFF	OFF	ON	OFF
	TAIL	LO	OFF	OFF	OFF	ON
		HI	OFF	OFF	OFF	ON
		PASS	OFF	OFF	OFF	ON

15. ROOM LAMP CIRCUIT

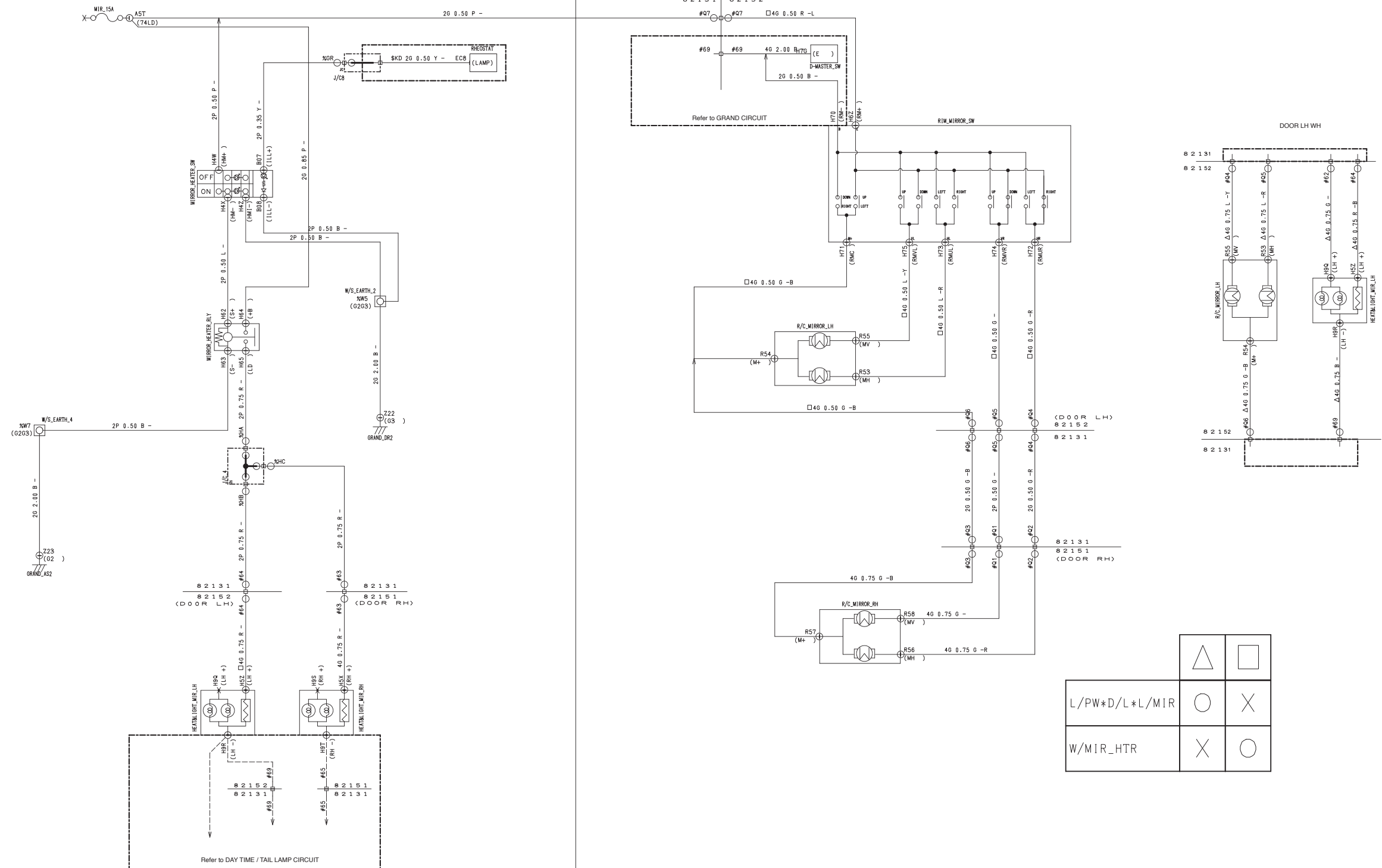


EXTEND CAB		X	X
CREW CAB	X		X
DAY CAB or SINGLE CAB	X	X	

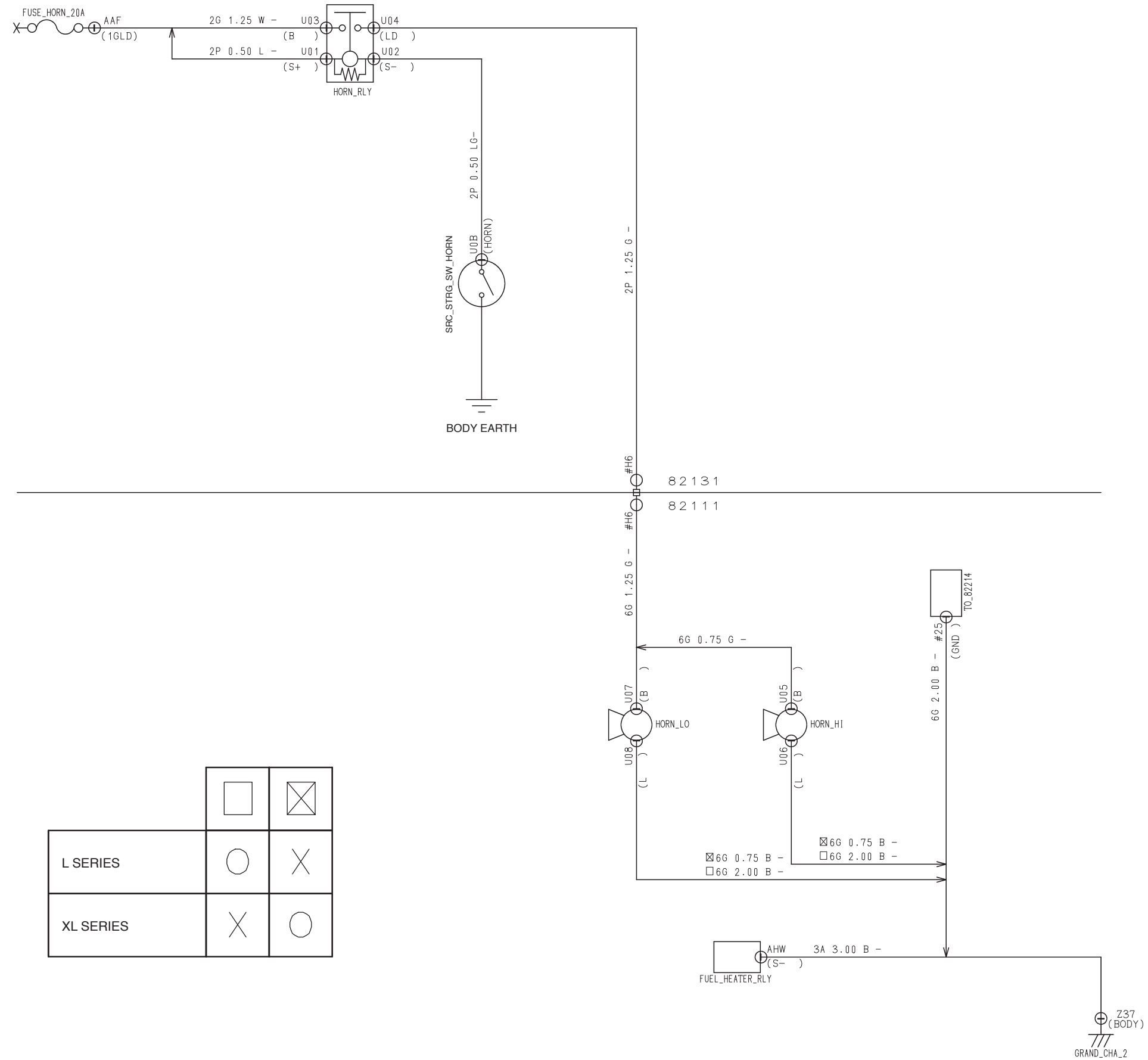
16. WORKING LAMP CIRCUIT



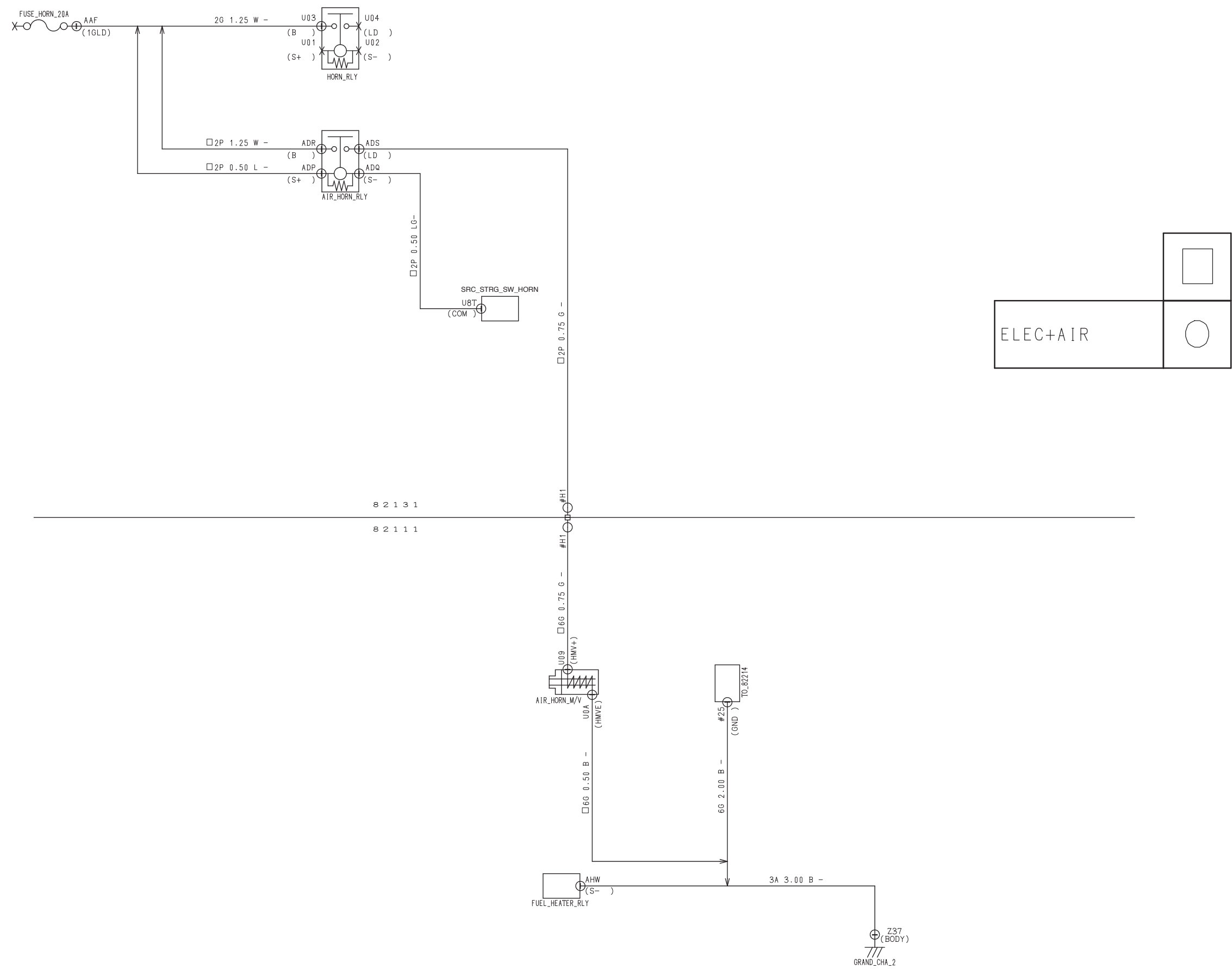
17. HEATING MIRROR CIRCUIT & REMOTE CONTROL MIRROR CIRCUIT



18. ELECTRICAL HORN CIRCUIT

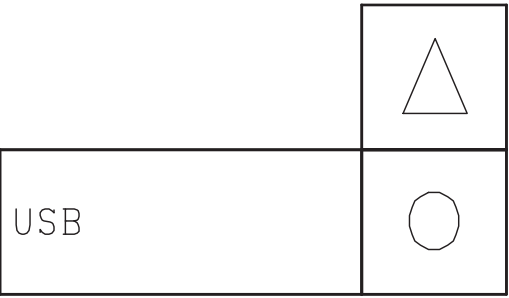
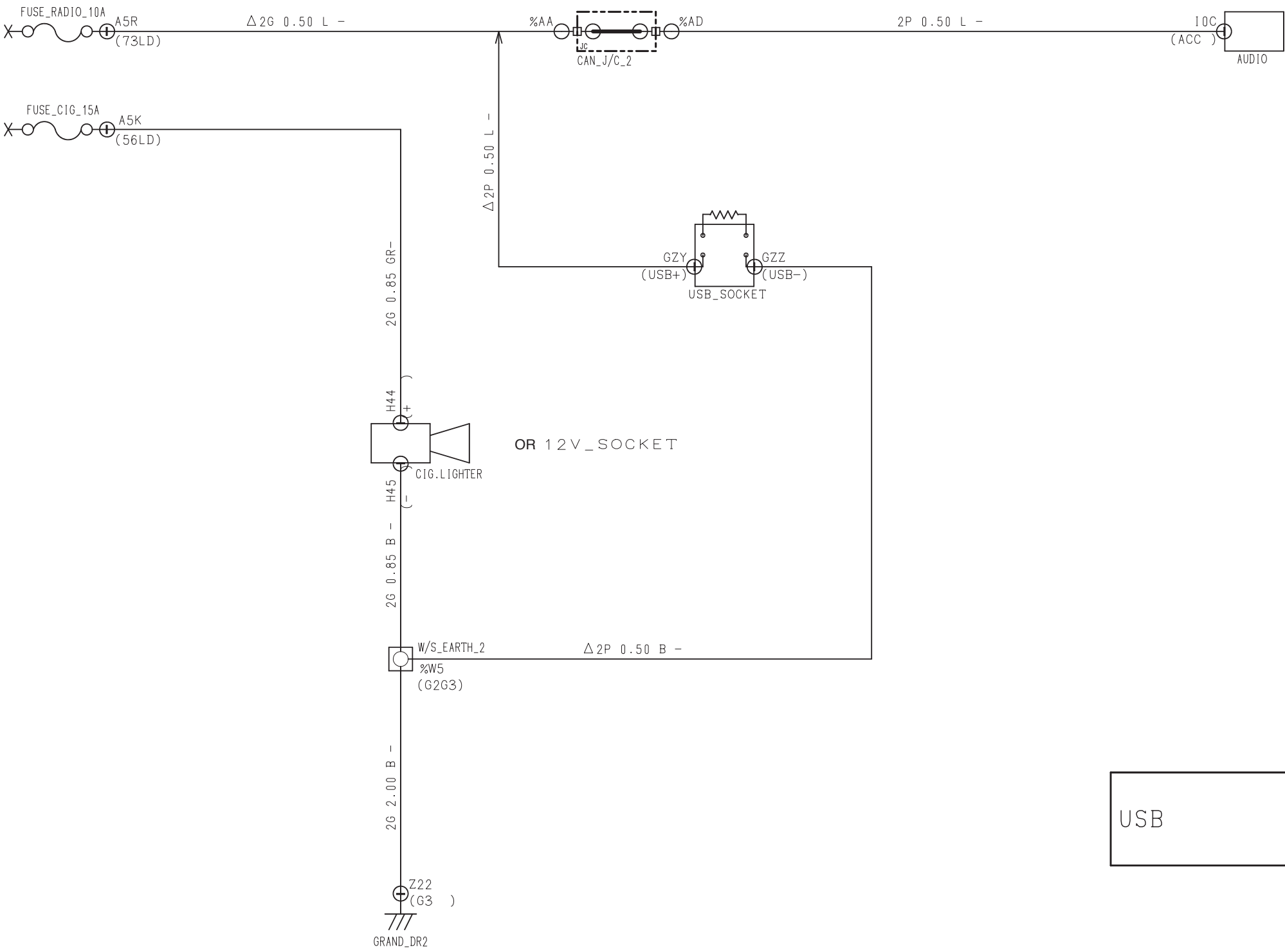


19. AIR HORN CIRCUIT

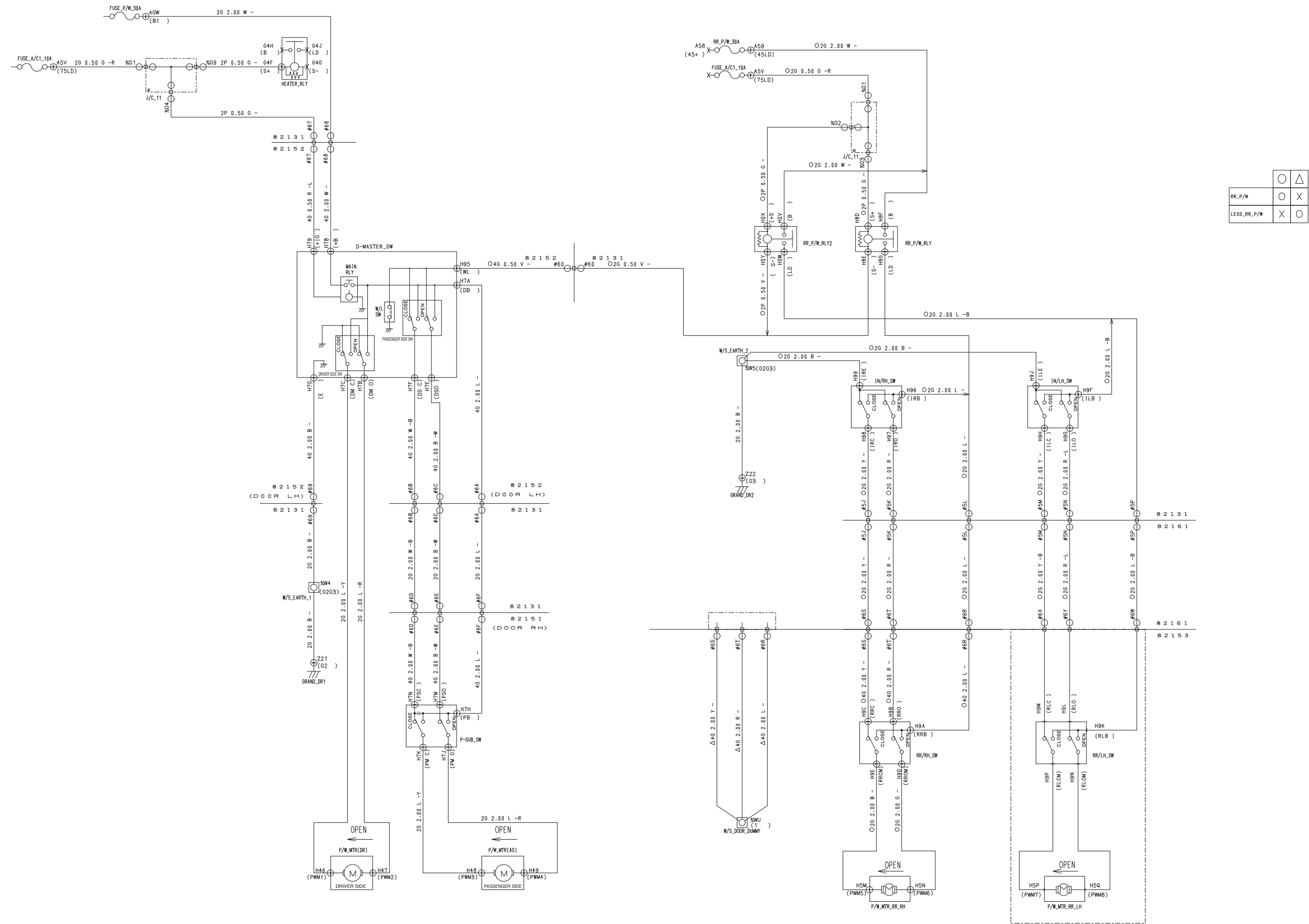


20. CIGARETTE LIGHTER & ACC. SOCKET CIRCUIT

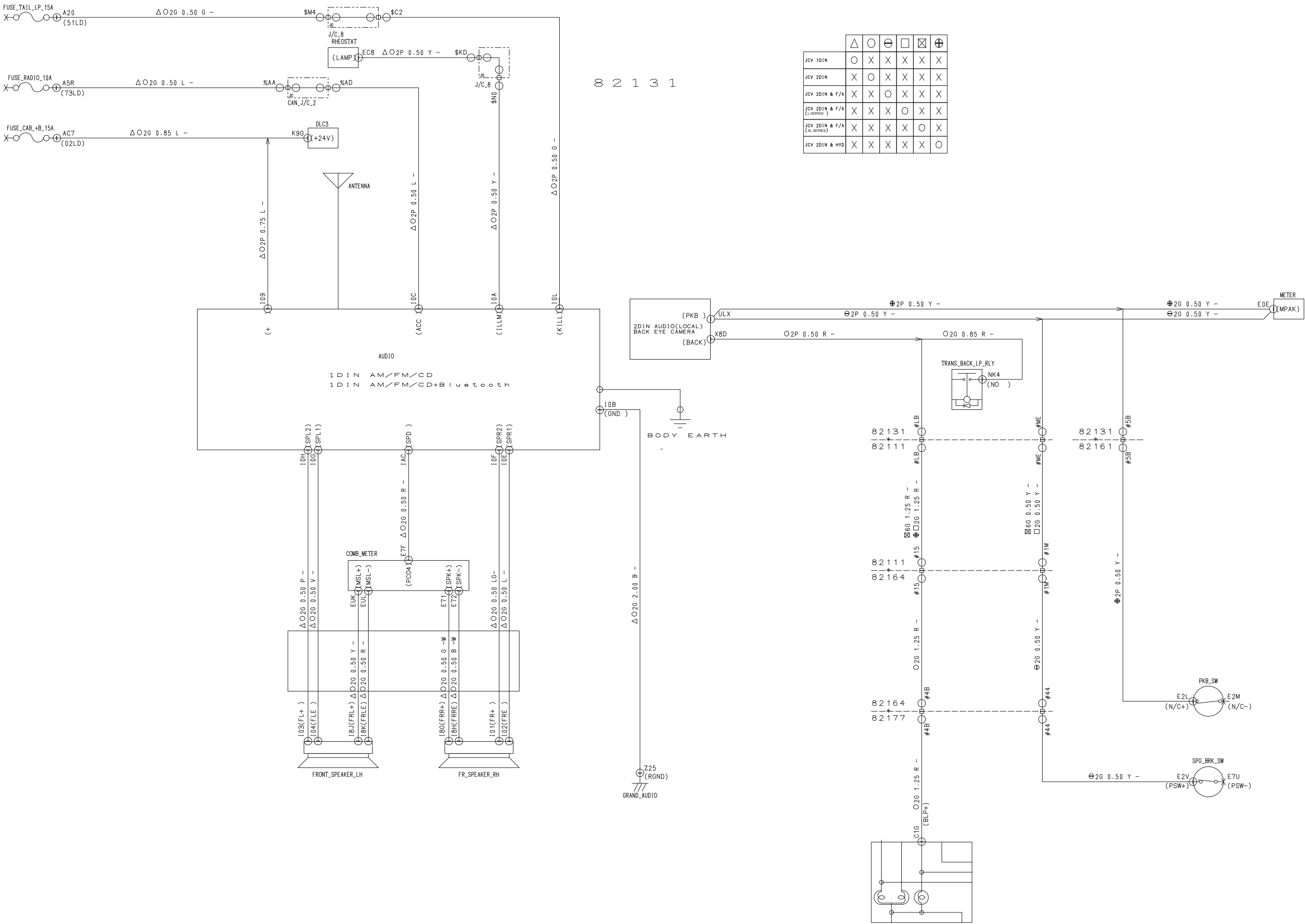
8 2 1 3 1



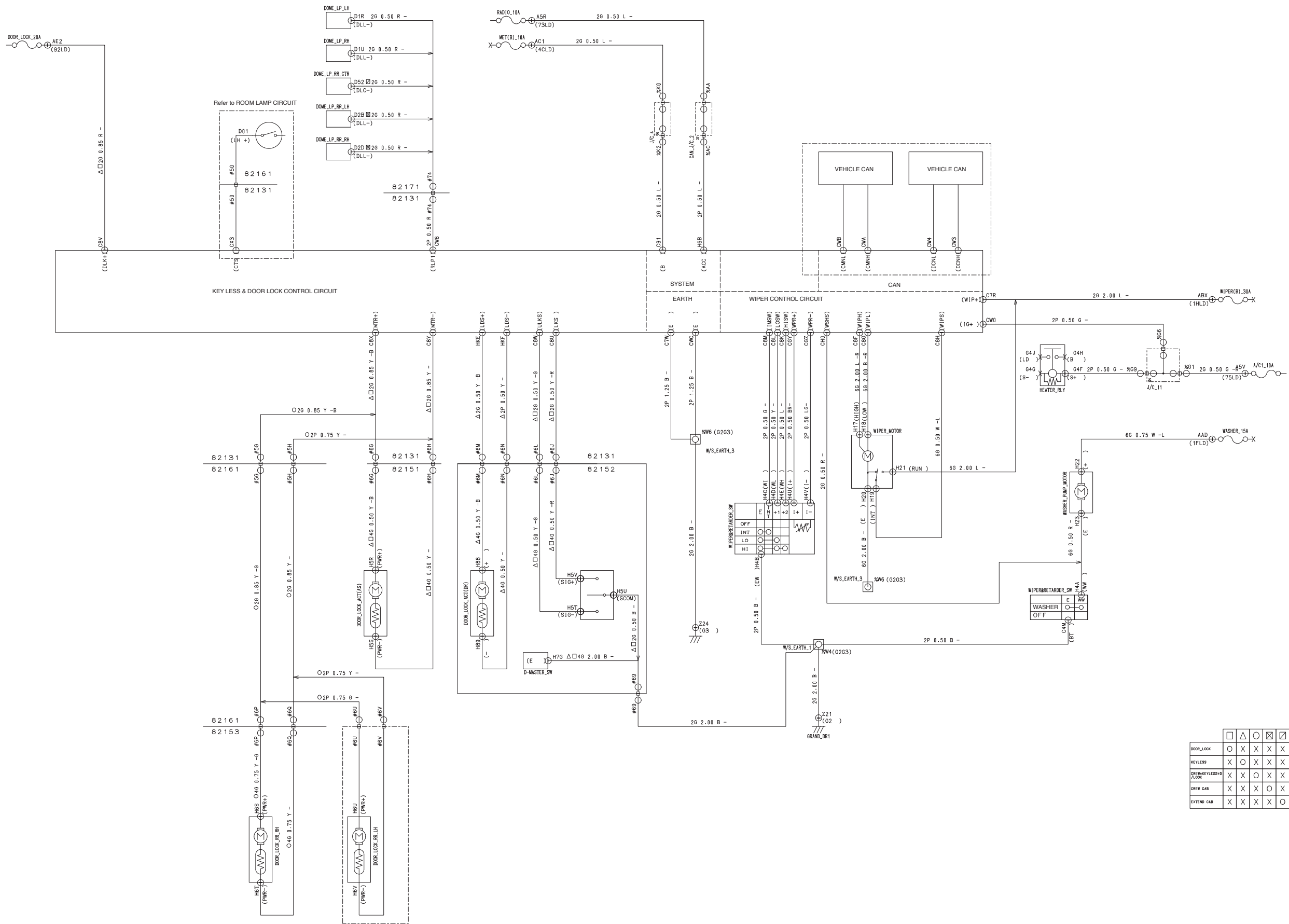
21. POWER WINDOW CIRCUIT



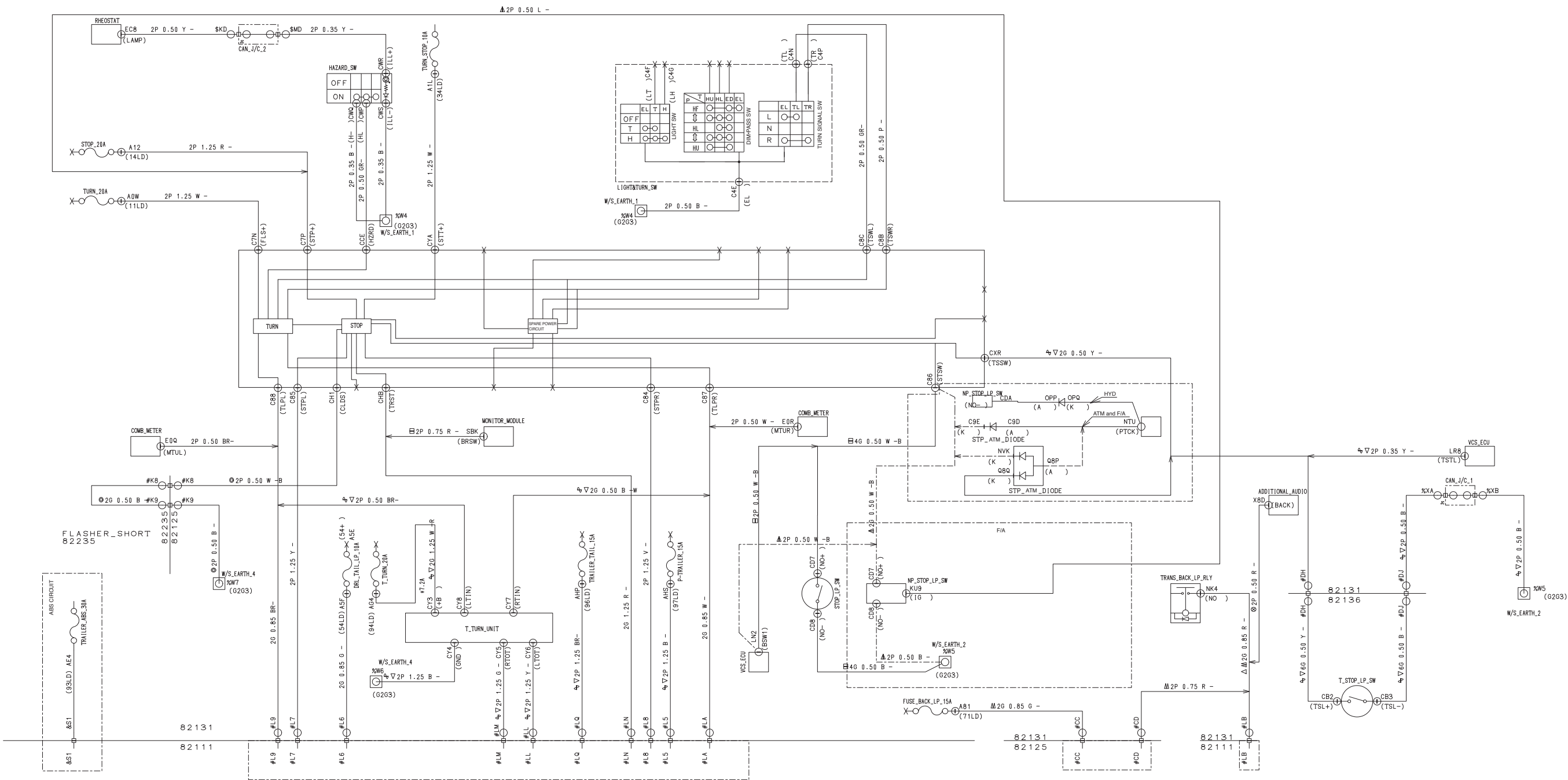
22. AUDIO CIRCUIT



23. BODY CONTROL CIRCUIT_POWER D/L & KEY LESS ENTRY

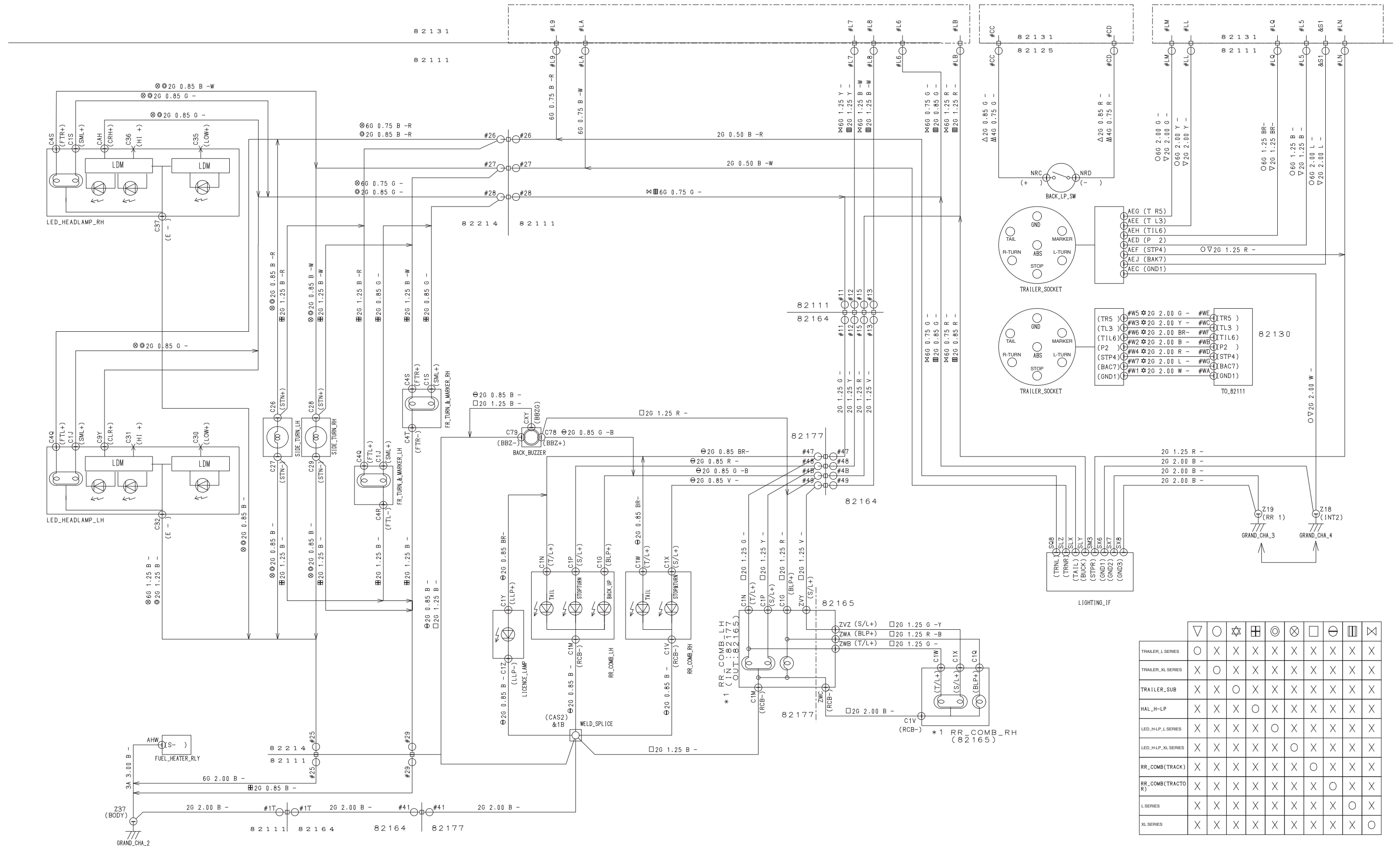
















































































































24. BODY CONTROL CIRCUIT_CAB



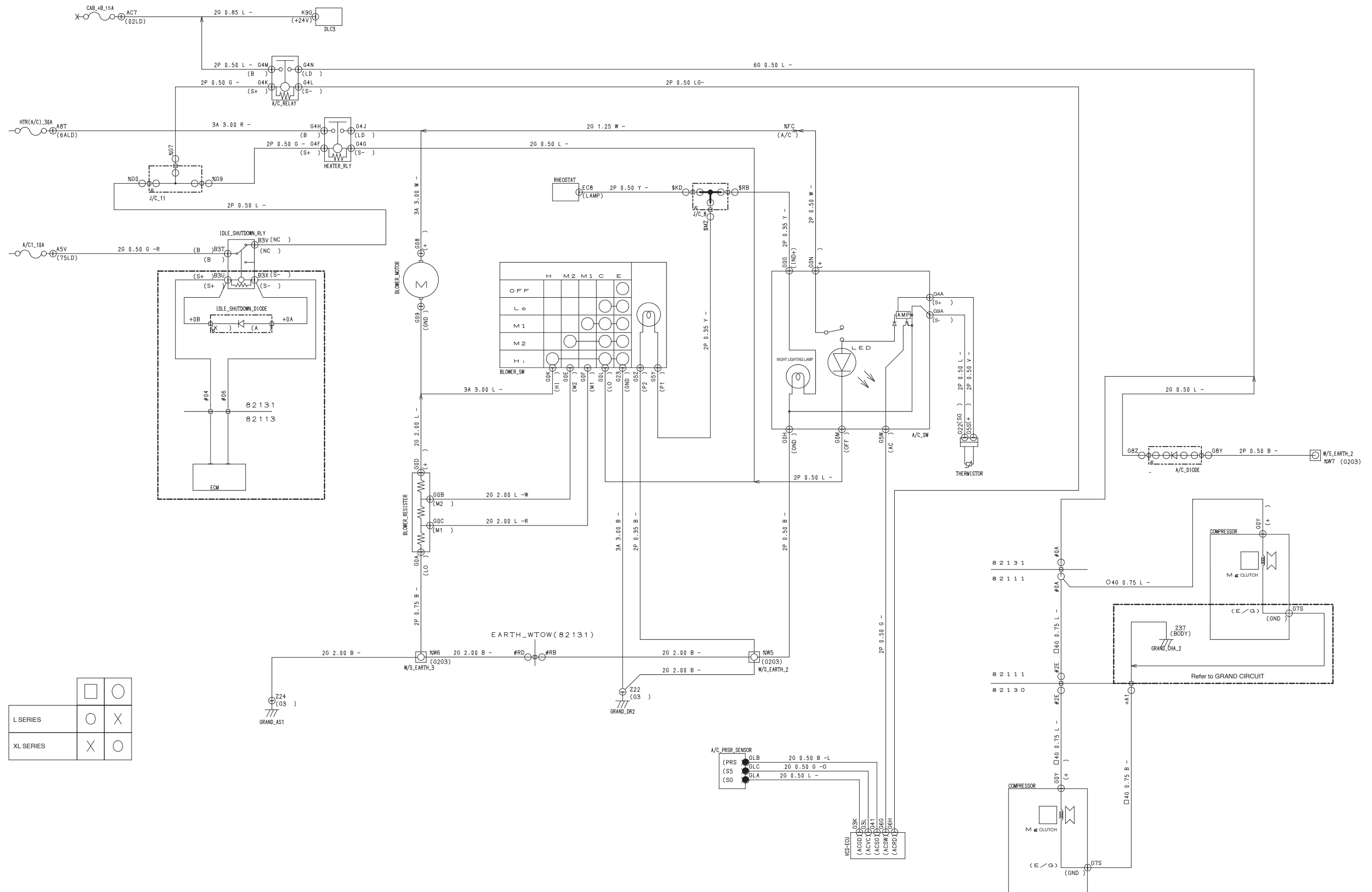
	△	▽	◀	▶	□	⊗	⊙
ALLISON	○	X	X	X	X	X	X
MT	X	○	X	X	X	X	X
TRAILER_L SERIES	X	X	○	X	X	X	X
TRAILER_XL SERIES	X	X	X	○	X	X	X
F/A	X	X	X	X	○	X	X
HYD	X	X	X	X	X	○	X
APP_CARPLAY	X	X	X	X	X	X	○
CUT_SIGNAL	X	X	X	X	X	X	○

25. BODY CONTROL CIRCUIT_CHASSIS

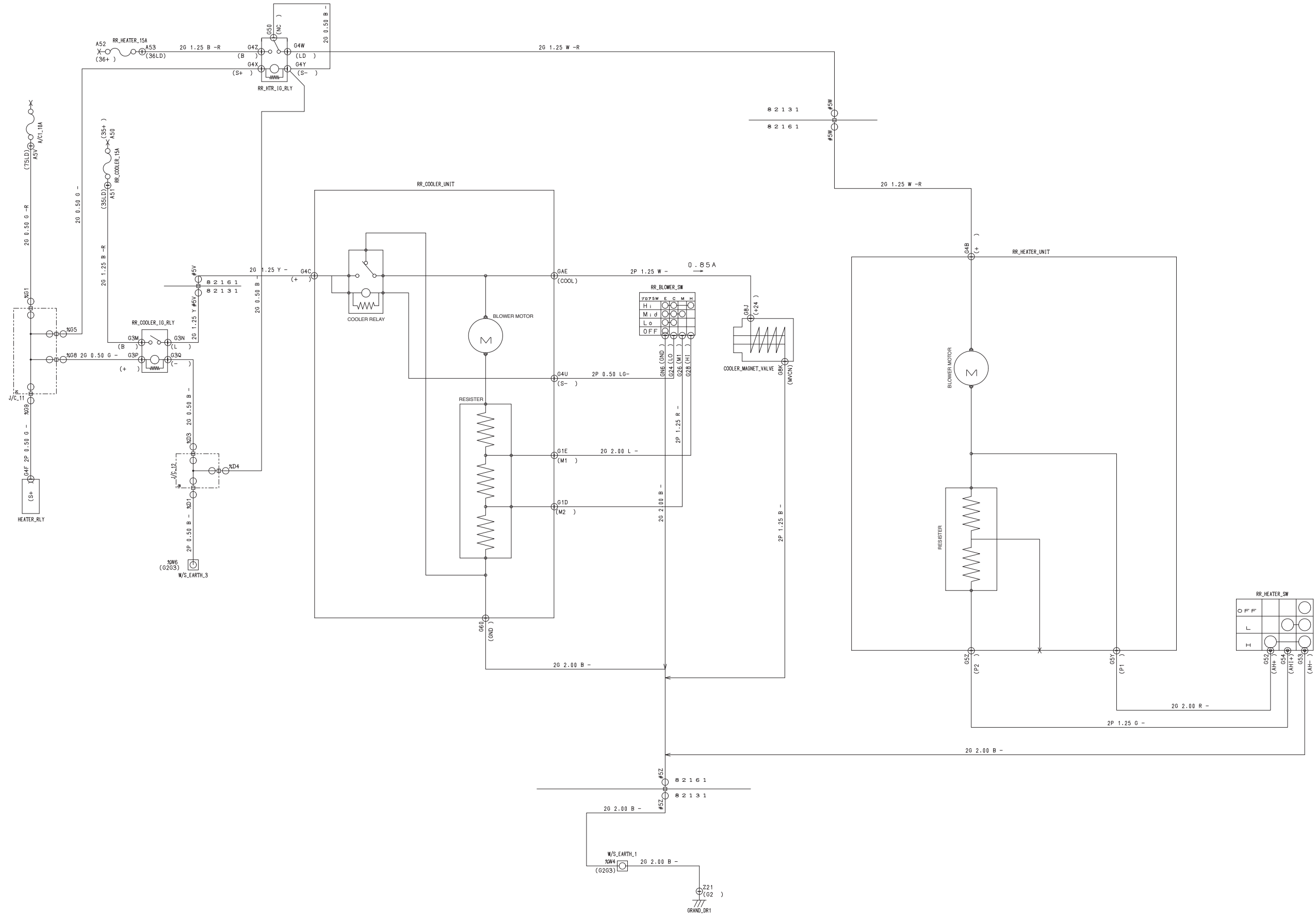


										
TRAILER_L_SERIES										
TRAILER_XL_SERIES										
TRAILER_SUB										
HAL_H-LP										
LED_H-LP_L_SERIES										
LED_H-LP_XL_SERIES										
RR_COMB(TRACK)										
RR_COMB(TRACTOR)										
L_SERIES										
XL_SERIES										

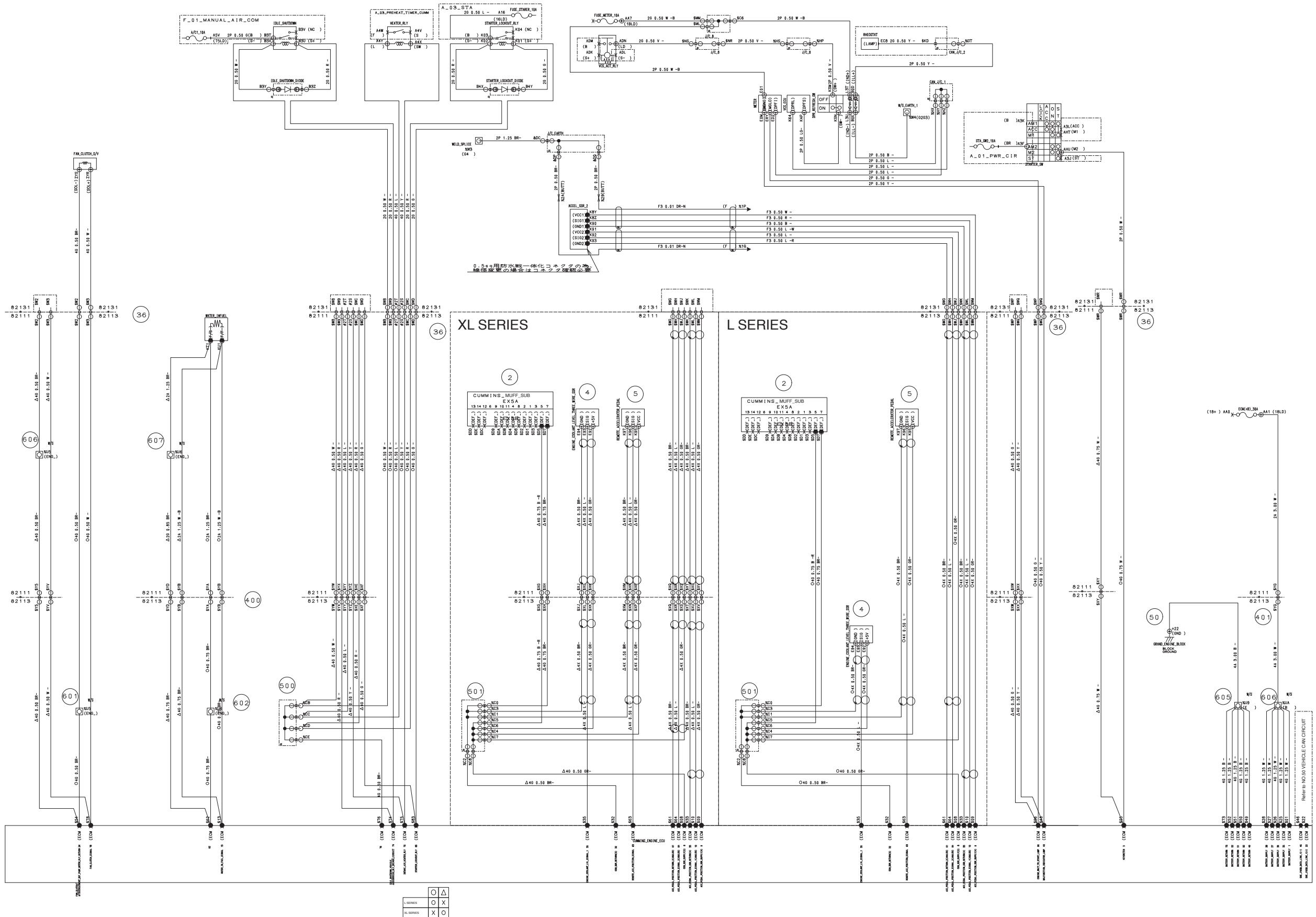
26. MANUAL AIR CONDITIONER CIRCUIT



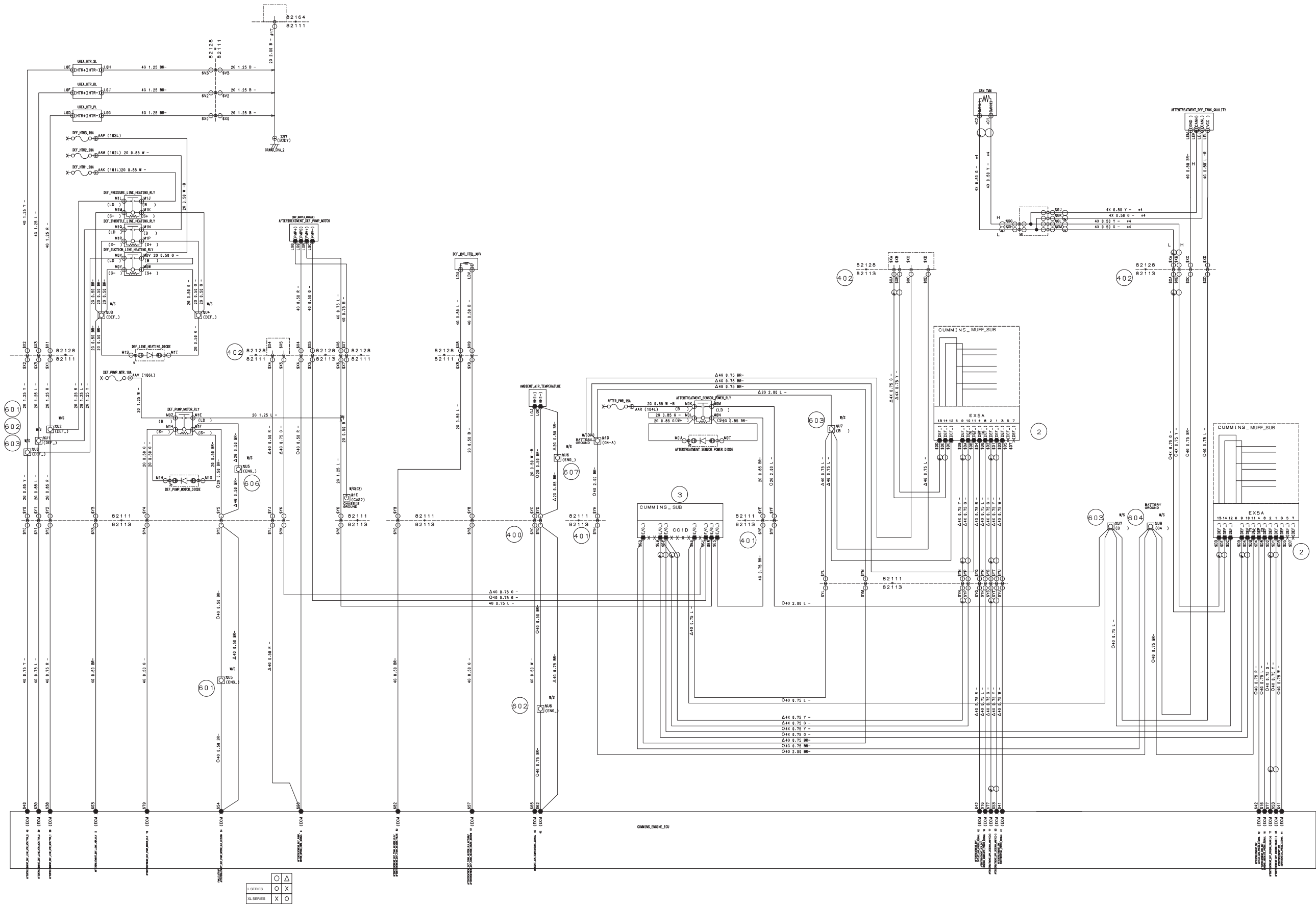
27. REAR COOLER & REAR HEATER CIRCUIT



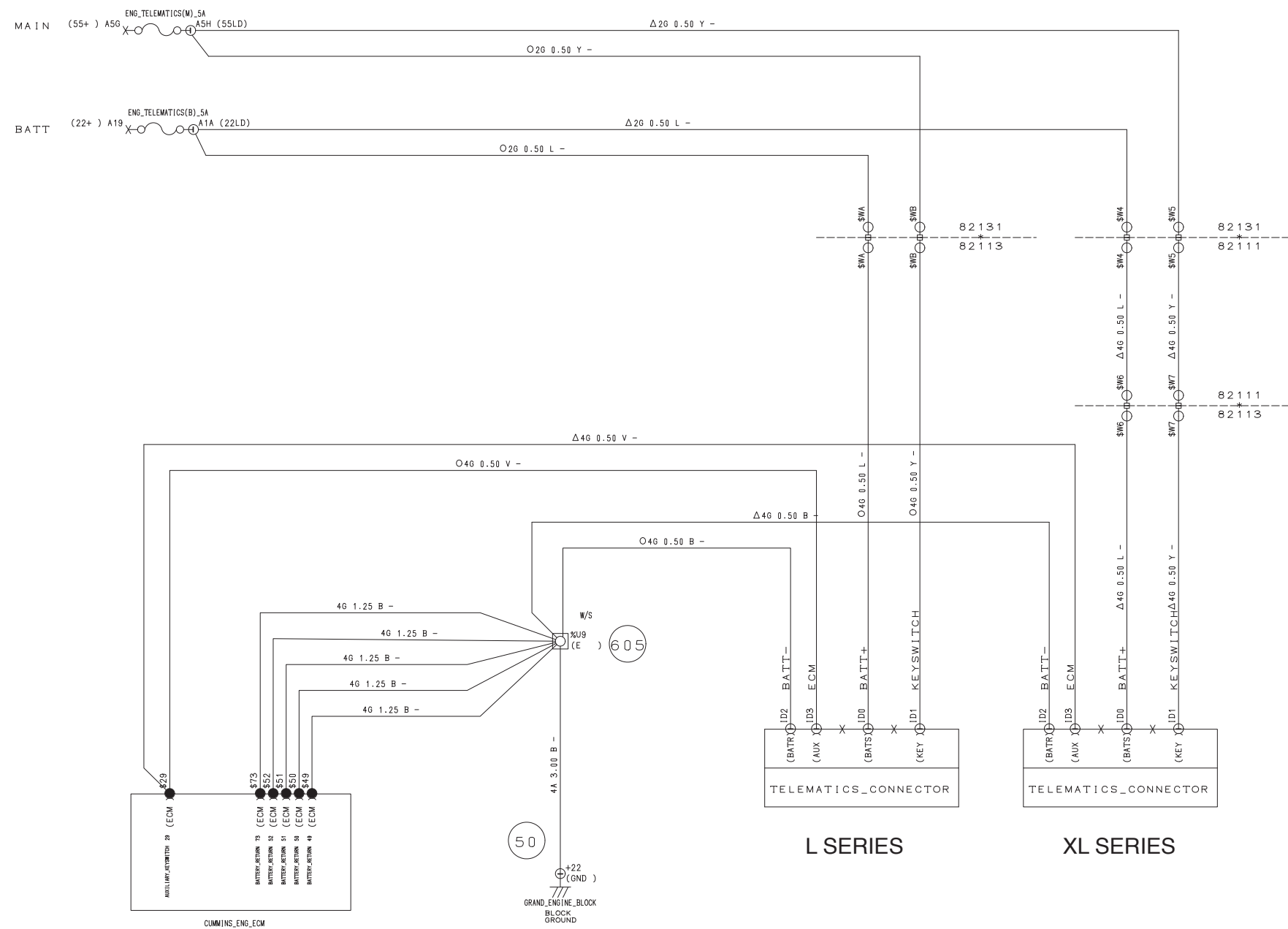
28. CUMMINS ENGINE ECU & ECM CIRCUIT



29. AFTERTRATMENT SYSTEM CIRCUIT

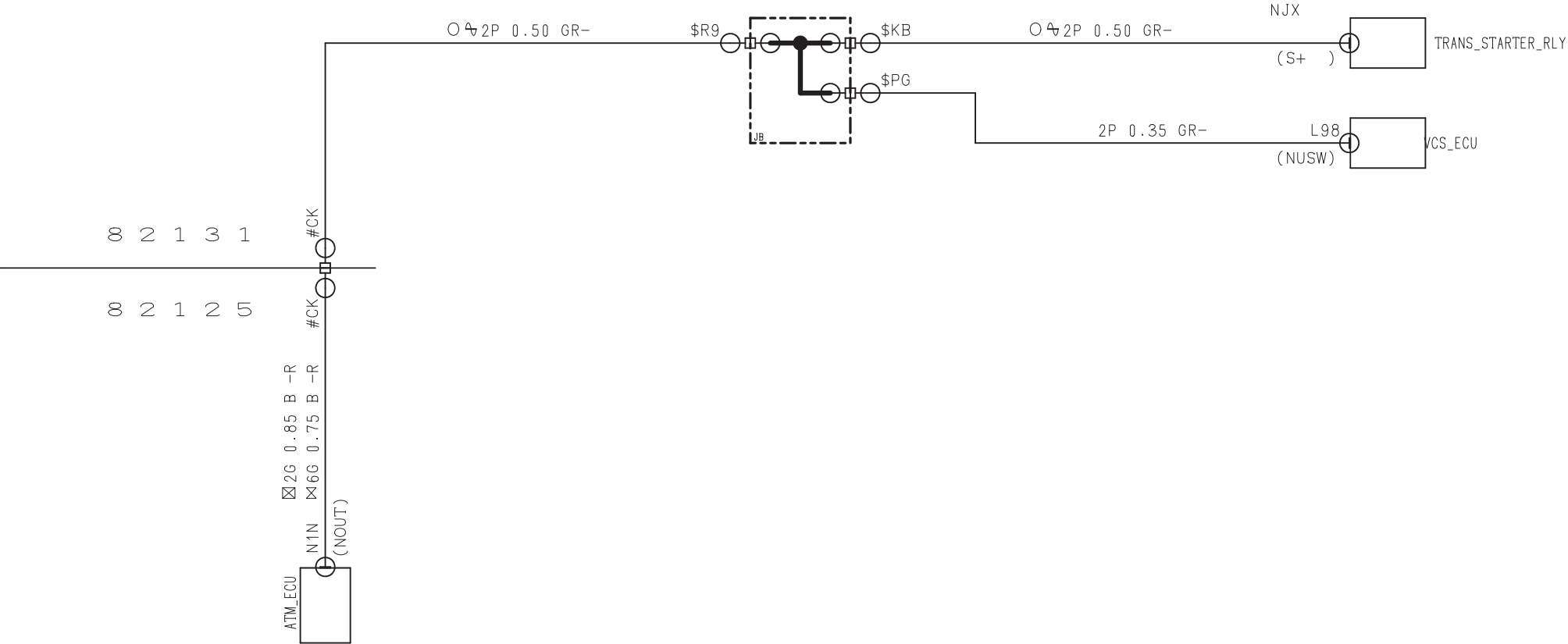


30. CUMMINS ENGINE TELEMATICS CIRCUIT



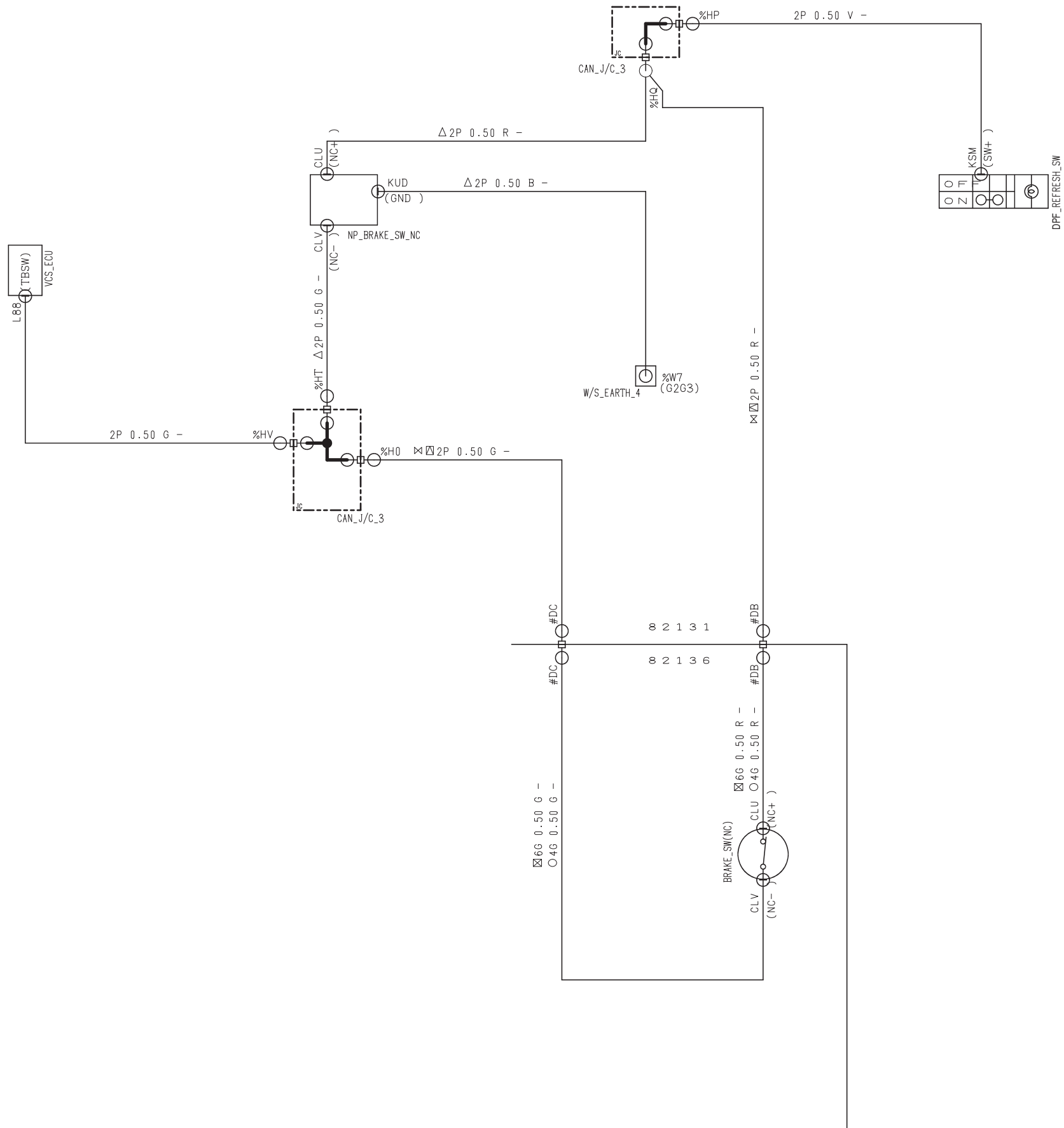
		O	△
L SERIES		O	X
XL SERIES		X	O































31. COMMON RAIL CIRCUIT_ATM EXHAUST BRAKE



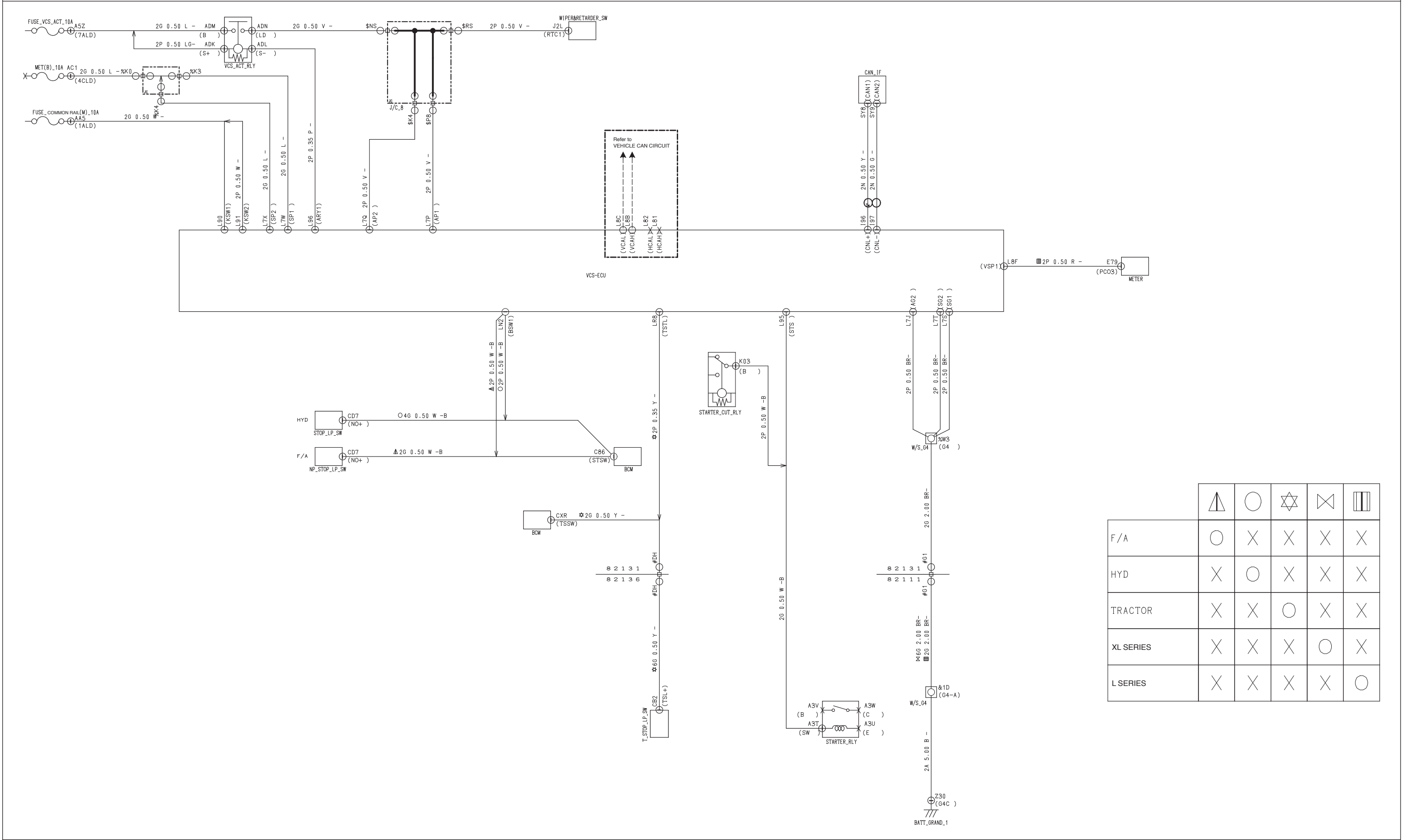
ATM 2200		X	X	X
ATM 3000	X		X	X
L SERIES_ENGINE	X	X		X
XL SERIES_ENGINE	X	X	X	

32. COMMON RAIL CIRCUIT_FS CURISE

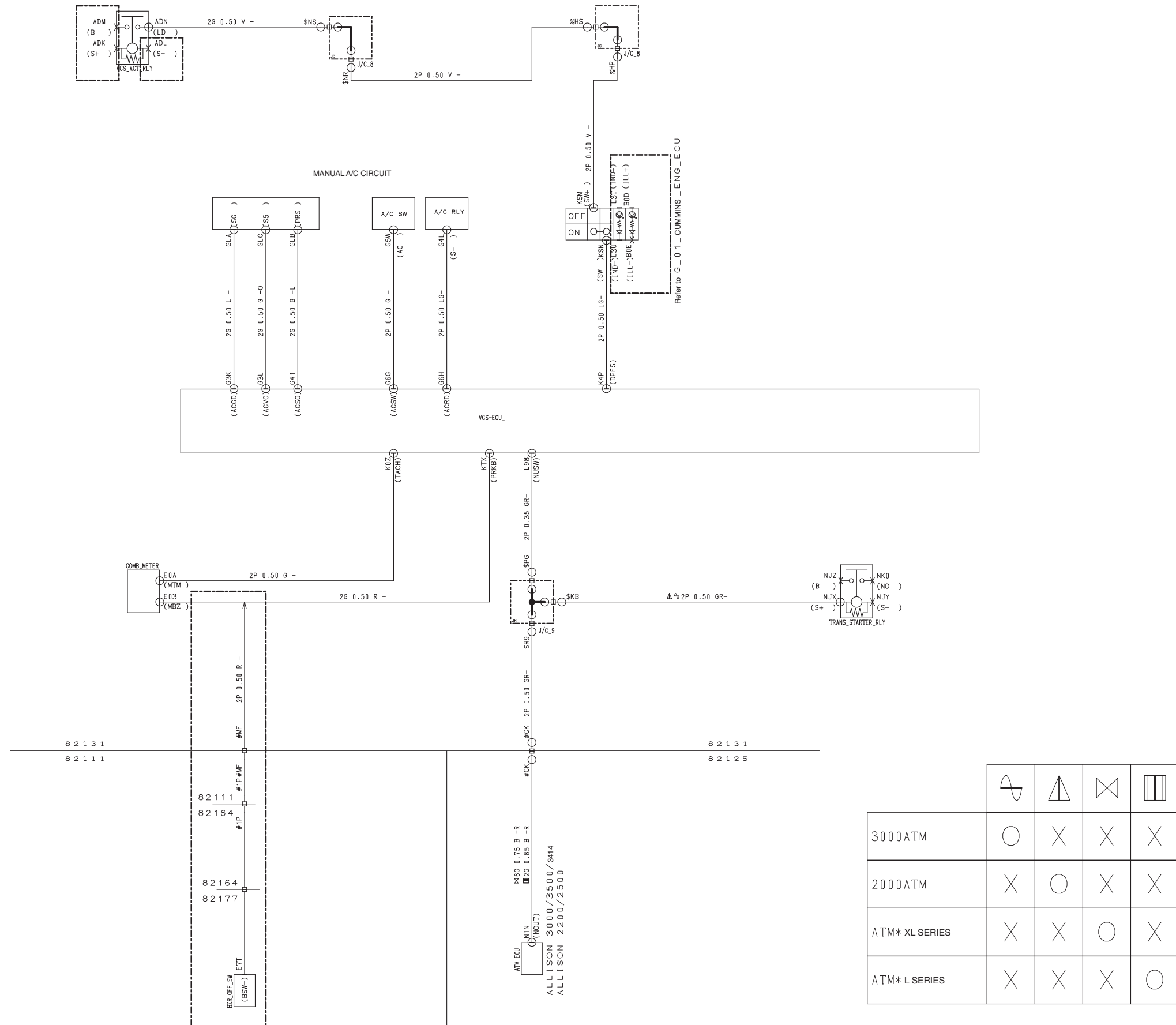


					
F/A_XL SERIES					
F/A_L SERIES					
HYD					
F/A_TRUCK					
F/A_TRAILER					

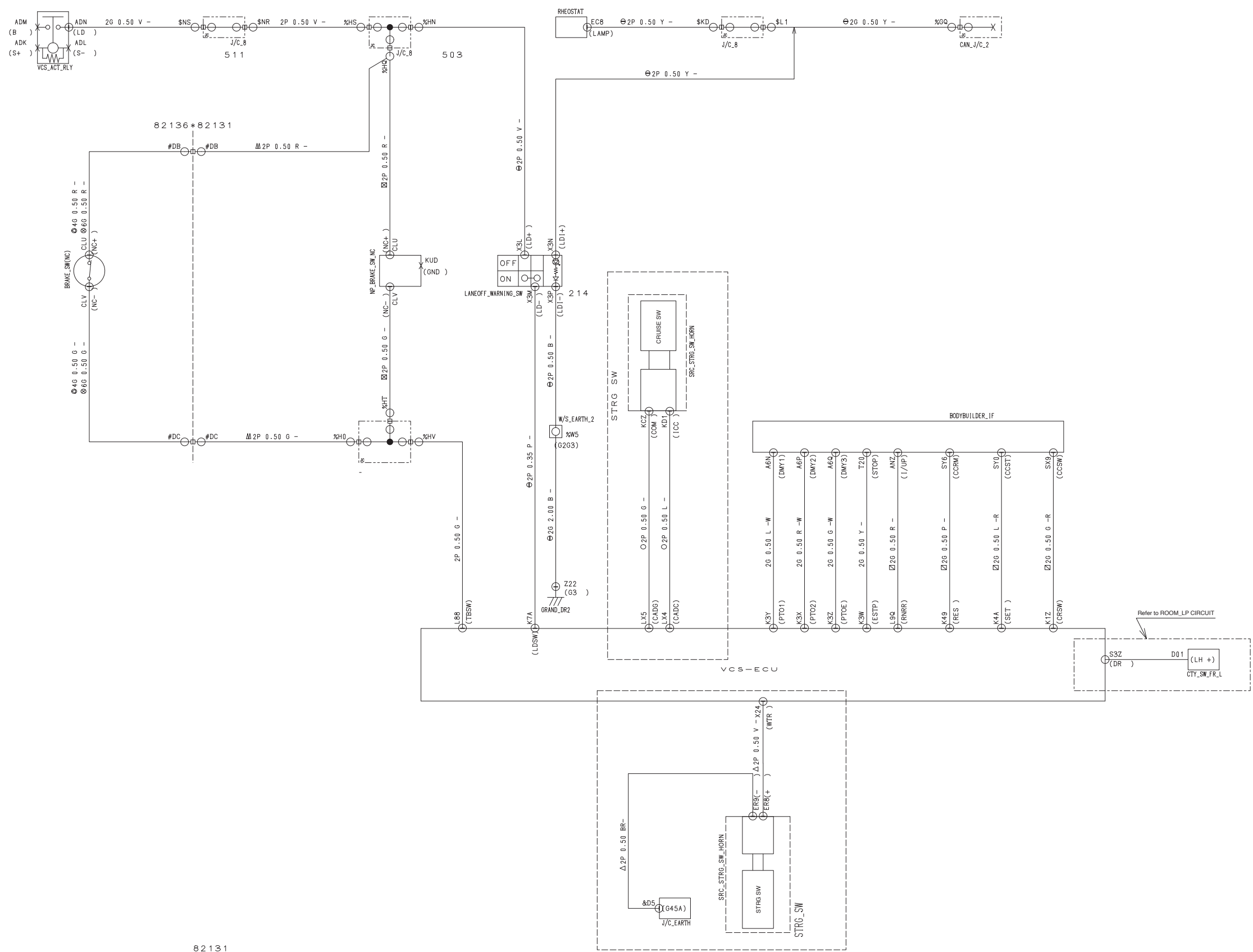
33. VEHICLE CONTROL ECU CIRCUIT_1



34. VEHICLE CONTROL ECU CIRCUIT_2



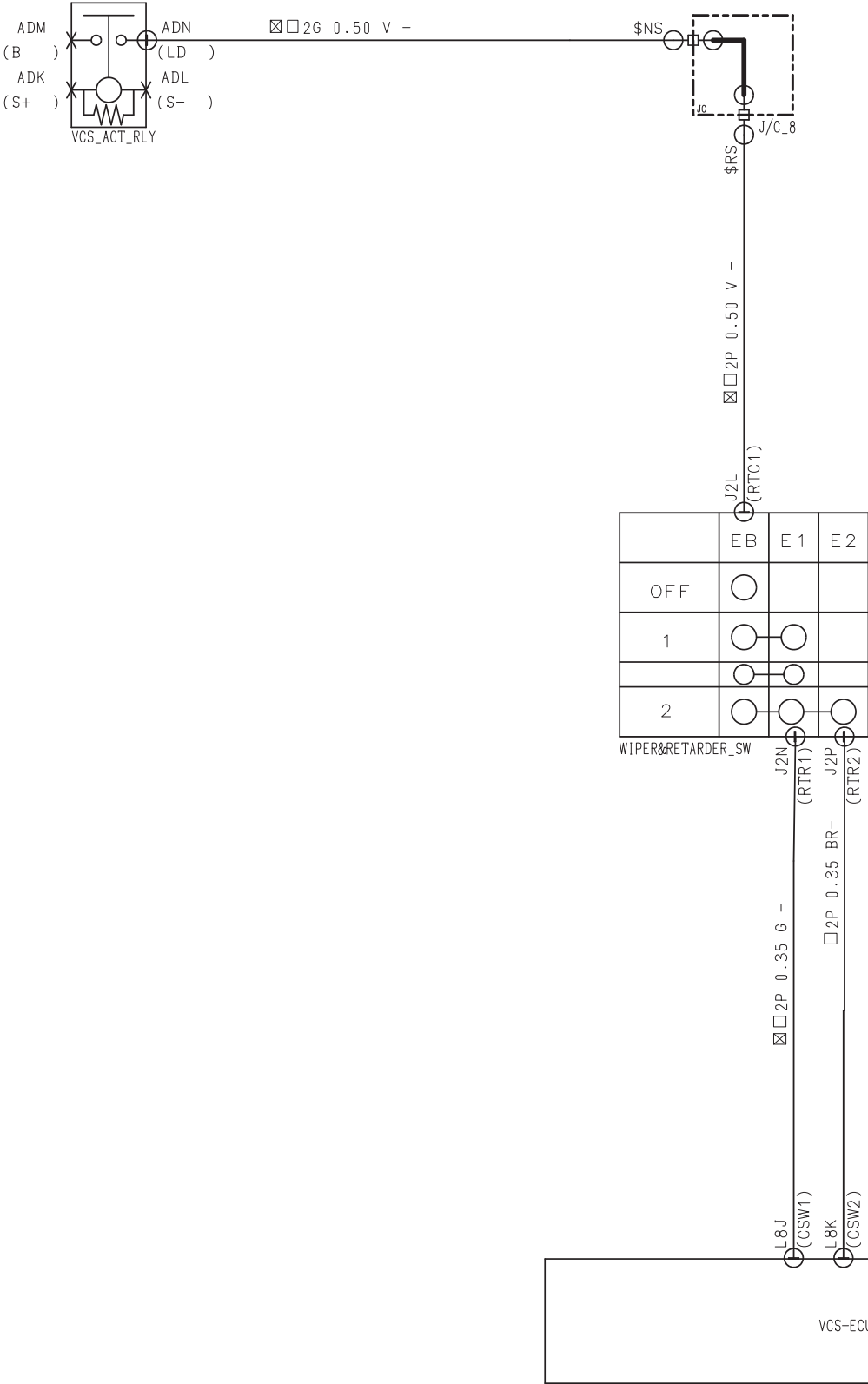
35. VEHICLE CONTROL ECU CIRCUIT_3



	☐	☒	△	○	△	⊖	⊗	⊗
KASOU	○	X	X	X	X	X	X	X
HYD	X	○	X	X	X	X	X	X
F/A	X	X	○	X	X	X	X	X
FS_CRUISE	X	X	X	○	X	X	X	X
SHAKAN_CRUISE	X	X	X	X	○	X	X	X
LDW	X	X	X	X	X	○	X	X
F/A_TRUCK	X	X	X	X	X	X	○	X
F/A_TRAILER	X	X	X	X	X	X	X	○

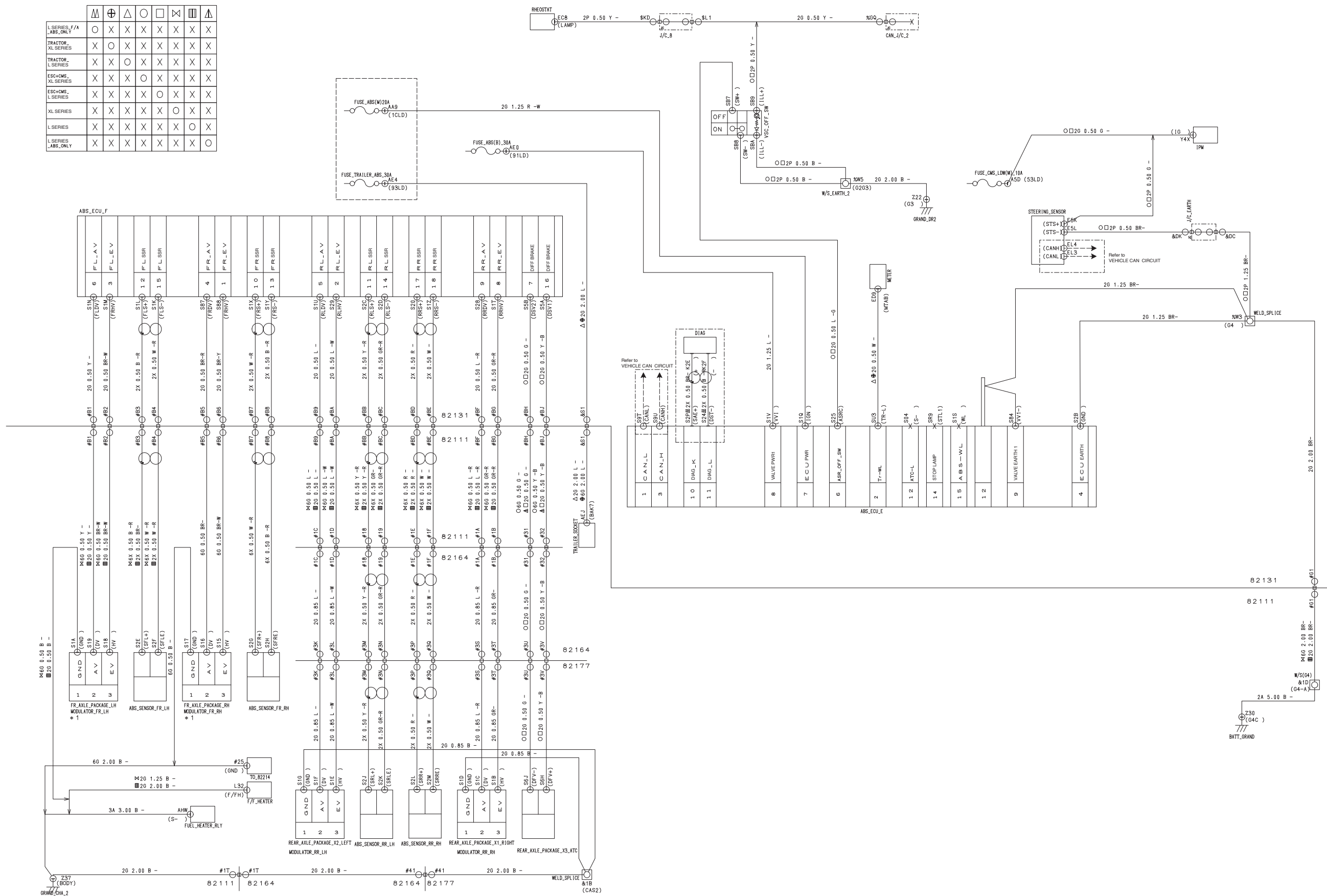
36. VEHICLE CONTROL ECU CIRCUIT_4 (EXHAUST BRAKE)

8 2 1 3 1

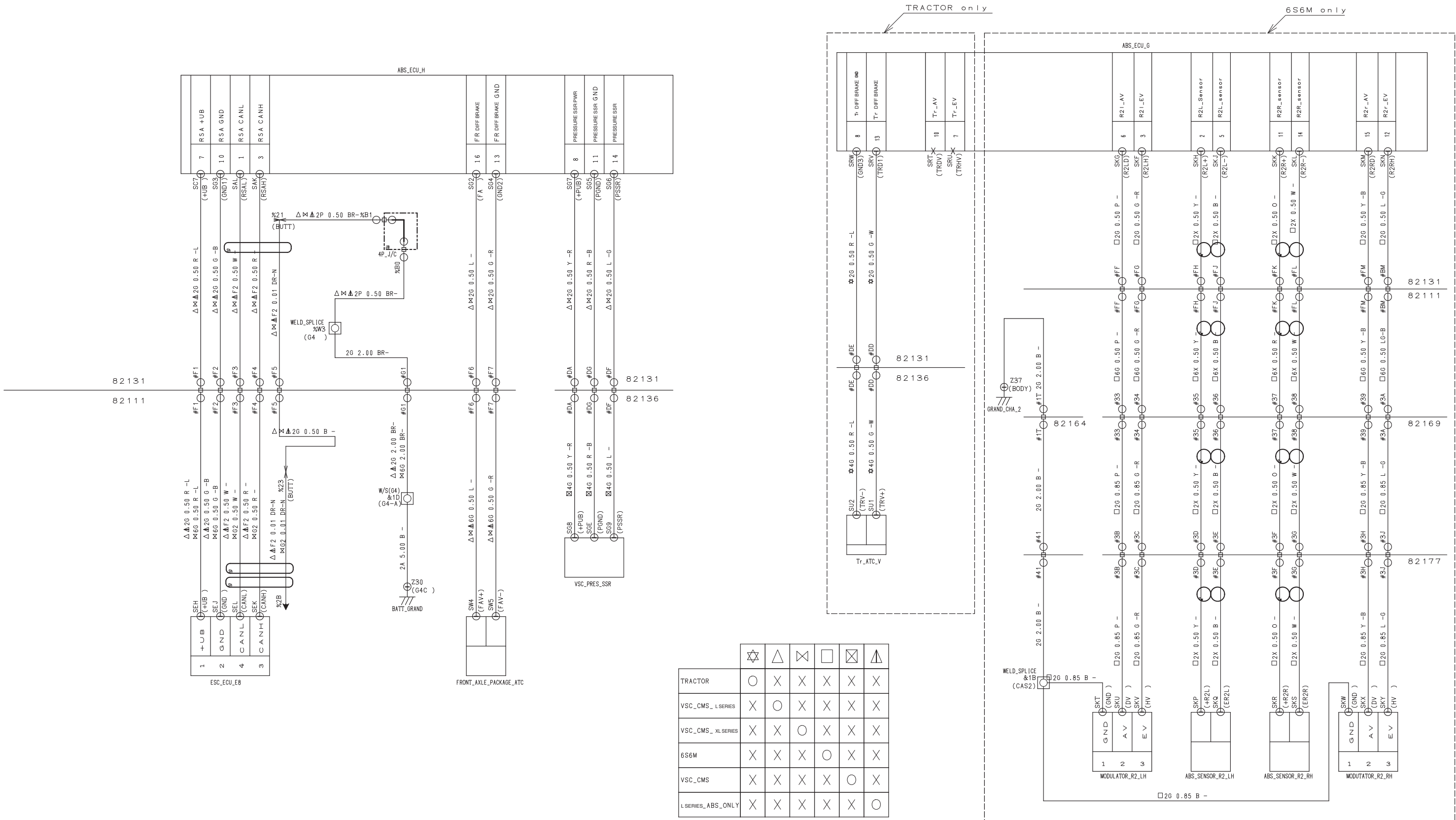


	<input type="checkbox"/>	<input checked="" type="checkbox"/>
JAKE2 XL SERIES	<input type="radio"/>	<input checked="" type="radio"/>
VGT	<input checked="" type="radio"/>	<input type="radio"/>

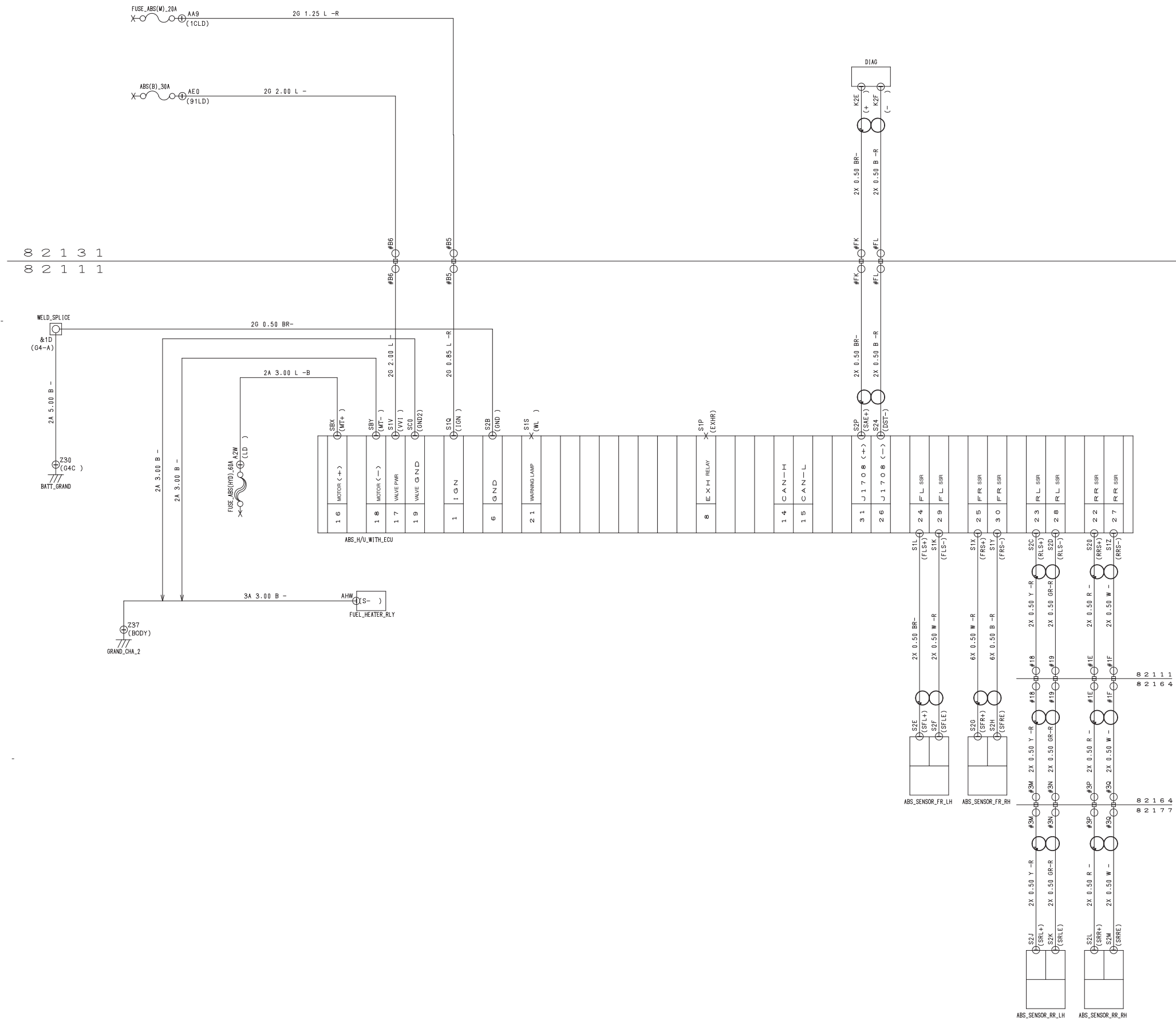
37. ABS CIRCUIT_1



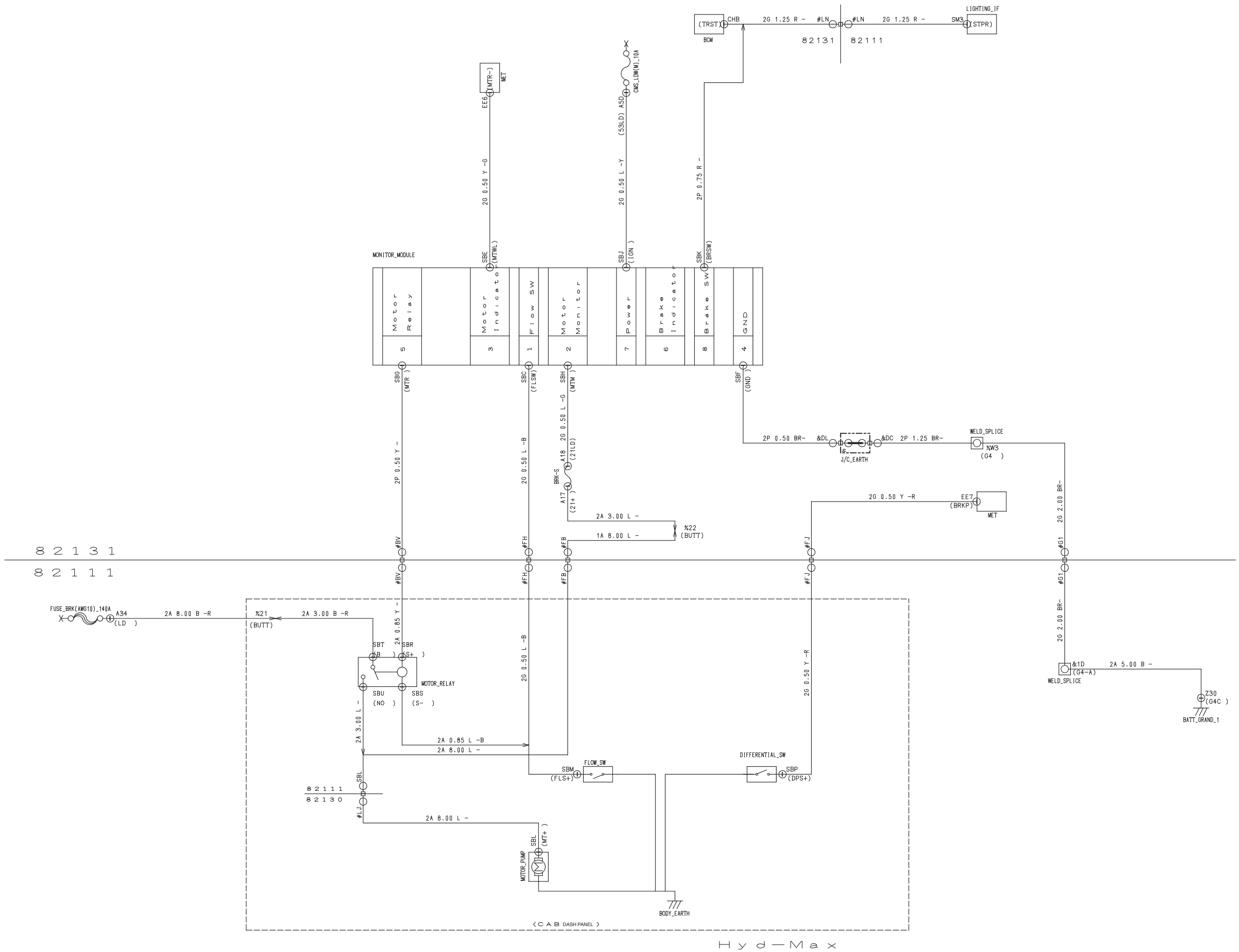
38. ABS CIRCUIT_2



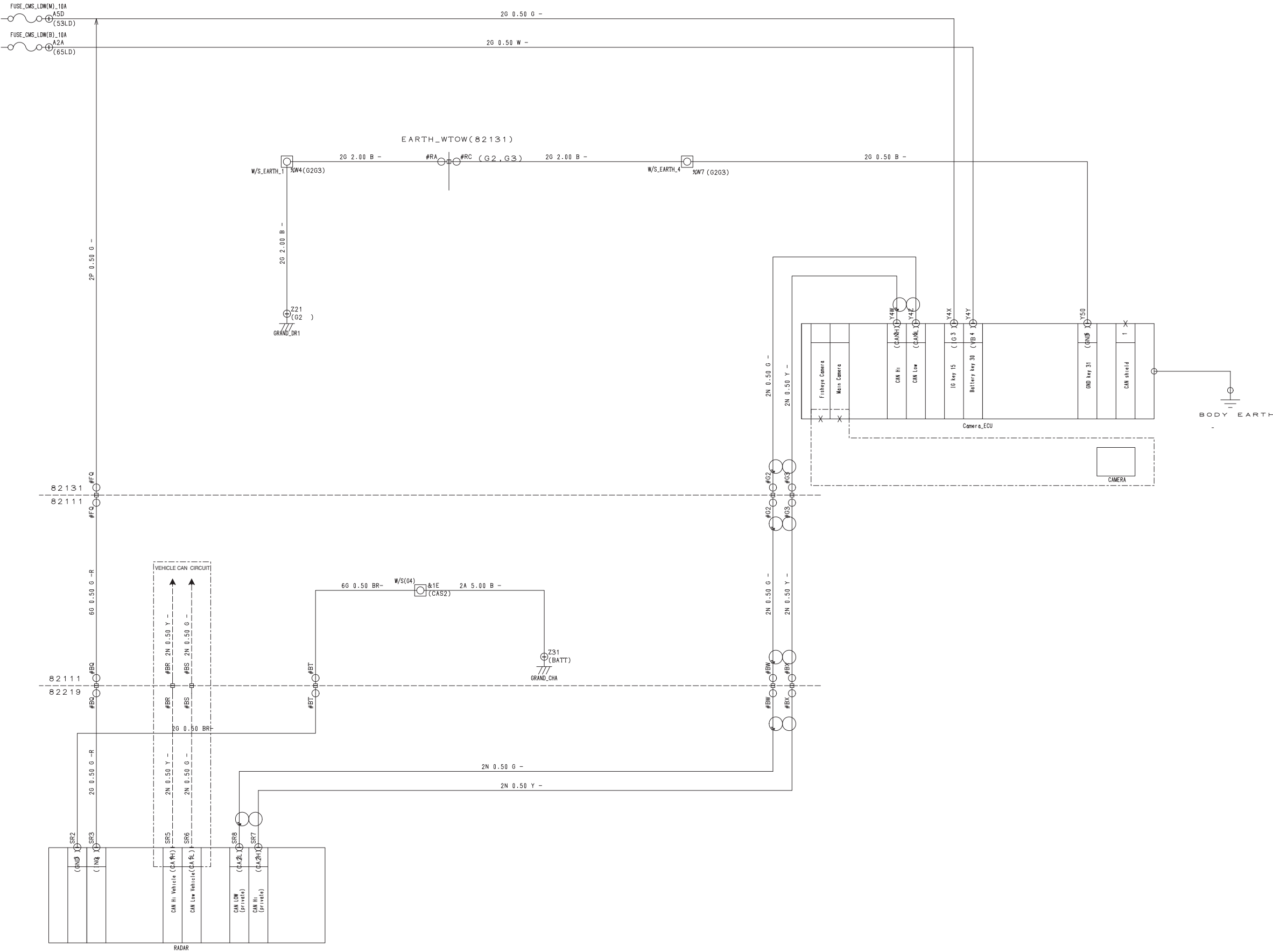
39. ABS CIRCUIT_3 (HYDRAULIC BRAKE Ver. E)



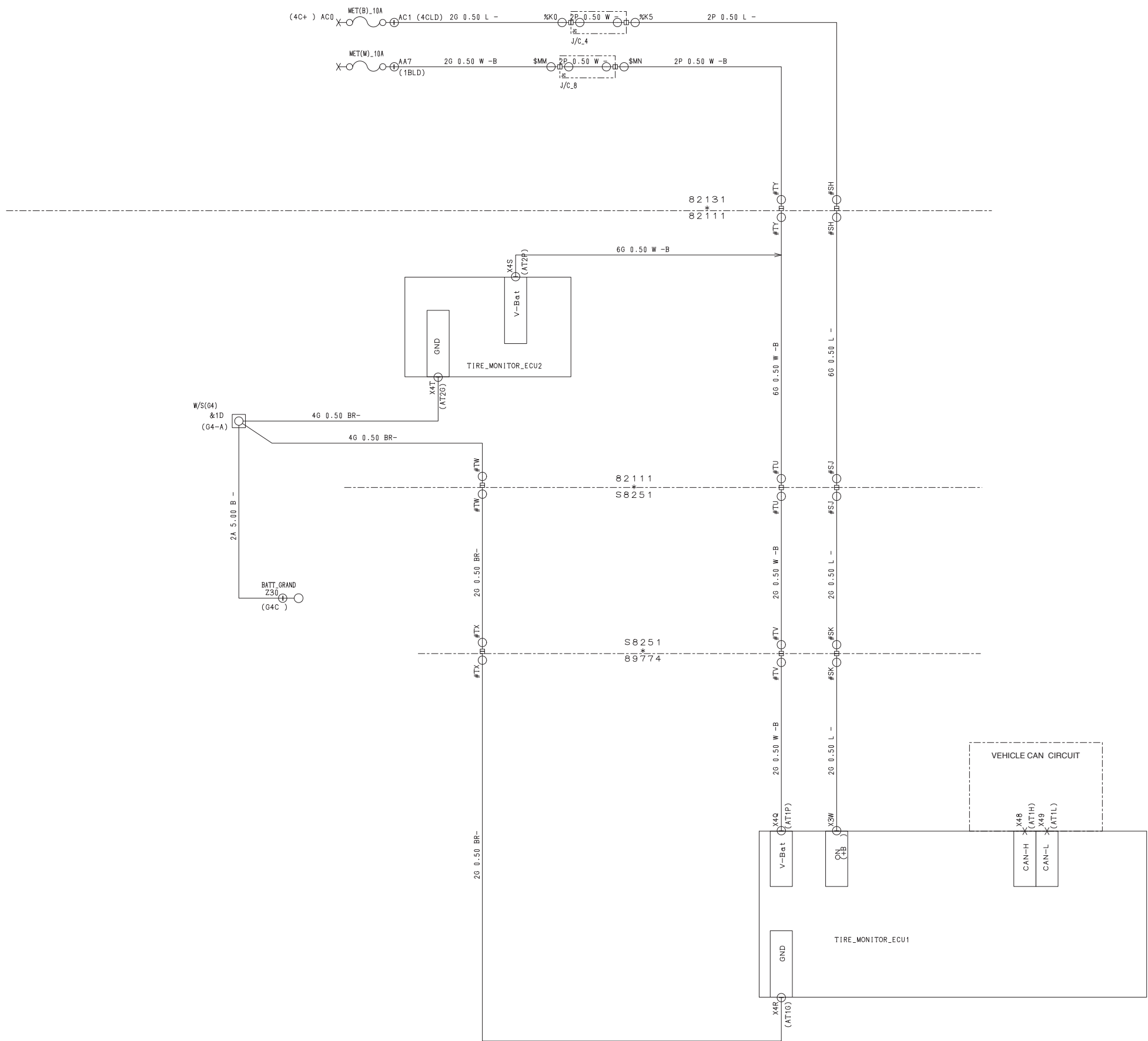
40. HYDRAULIC BRAKE SYSTEM CIRCUIT



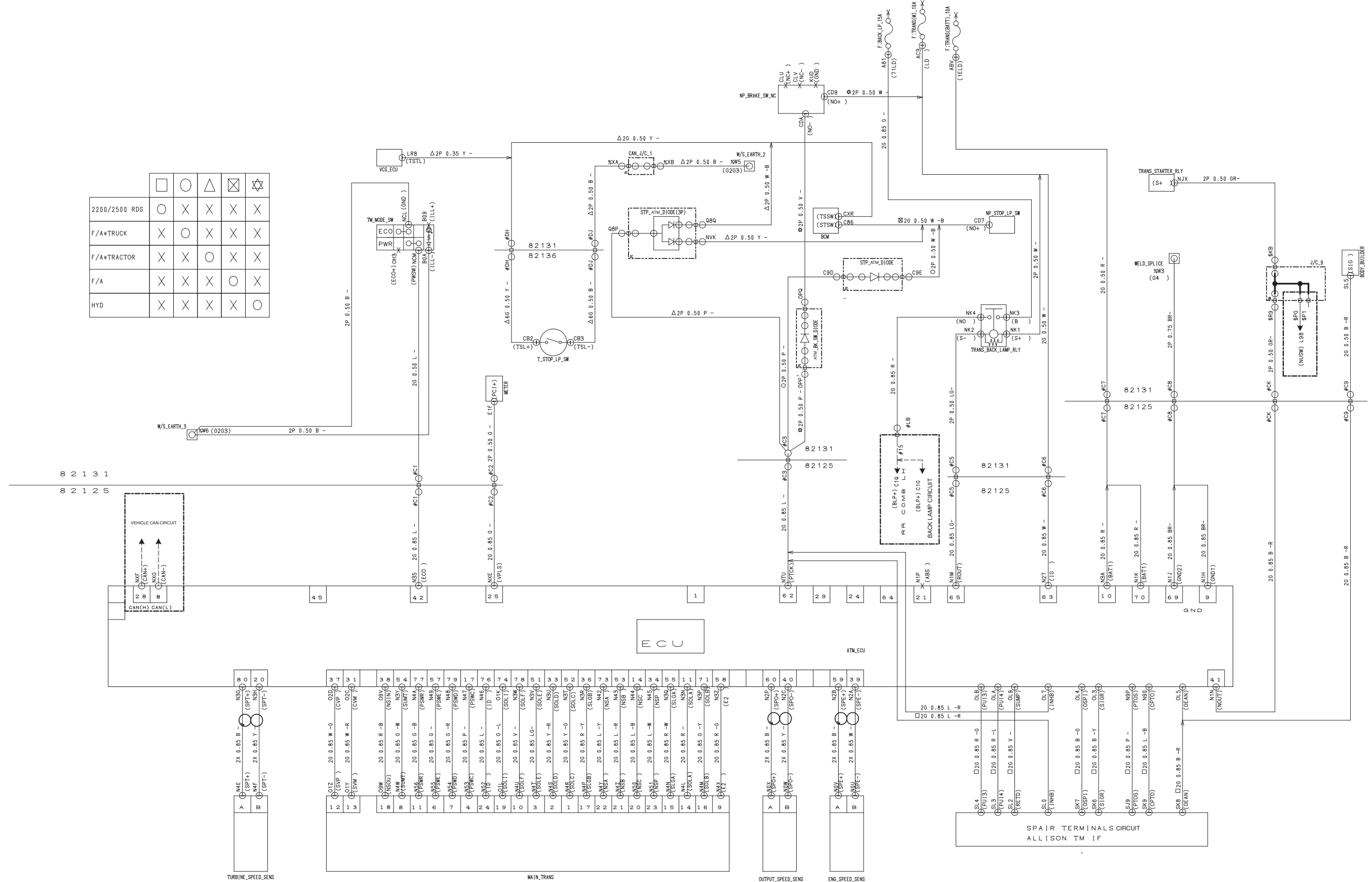
41. CMS, ACC & LDW CIRCUIT



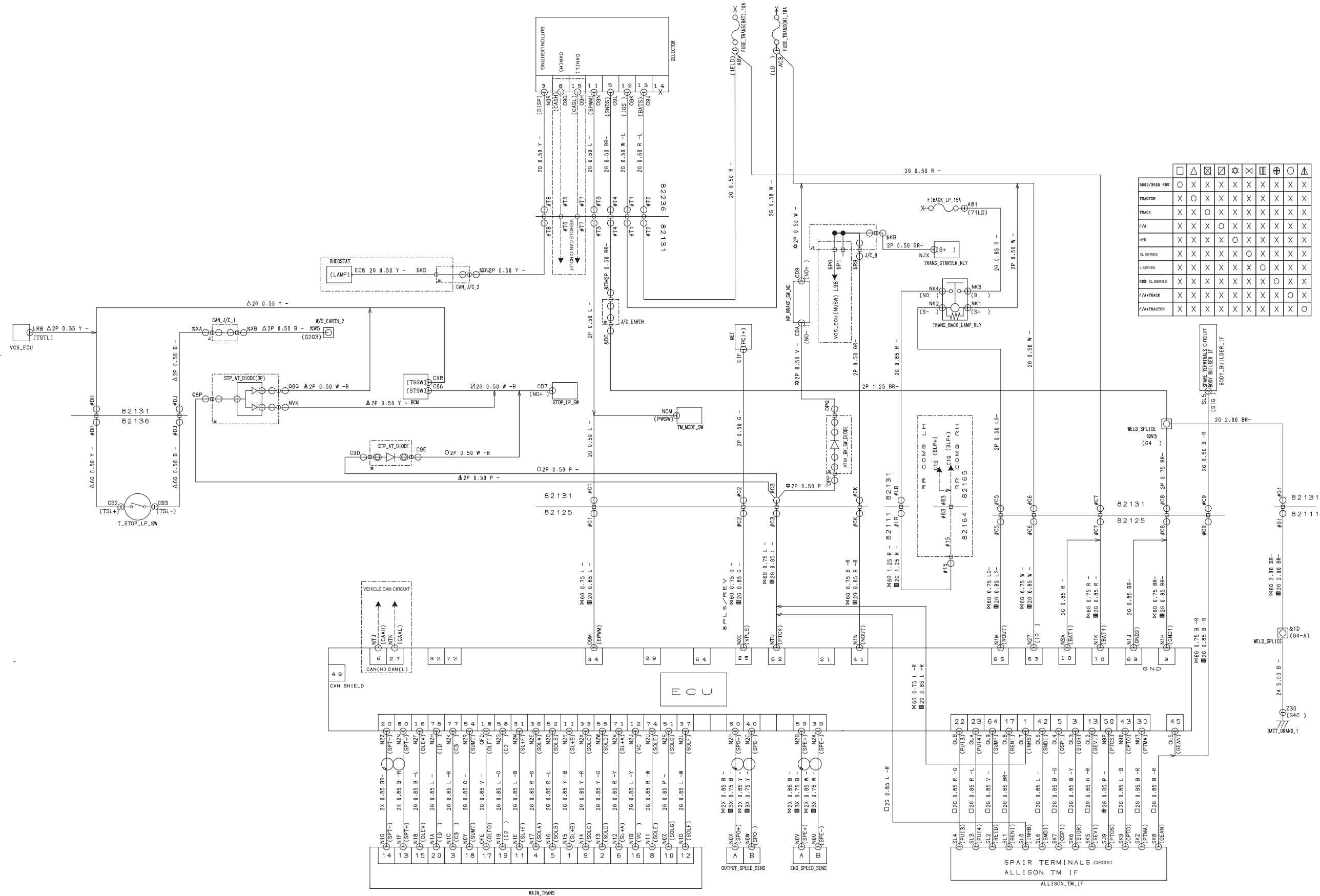
42. TPMS CIRCUIT



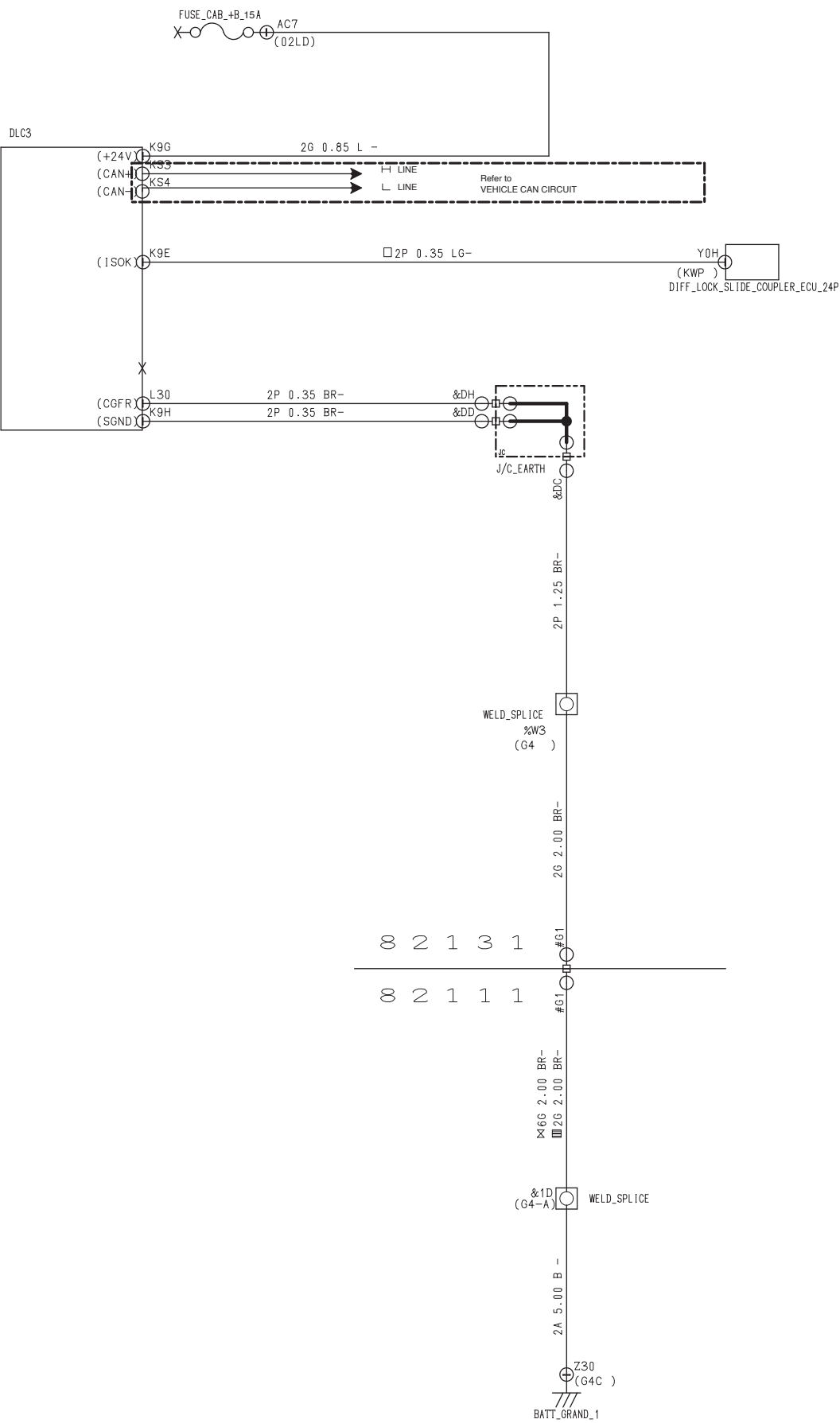
43. ALLISON 2200/2500 TRANS BASIC CIRCUIT



44. ALLISON 3000/3500 TRANS BASIC CIRCUIT

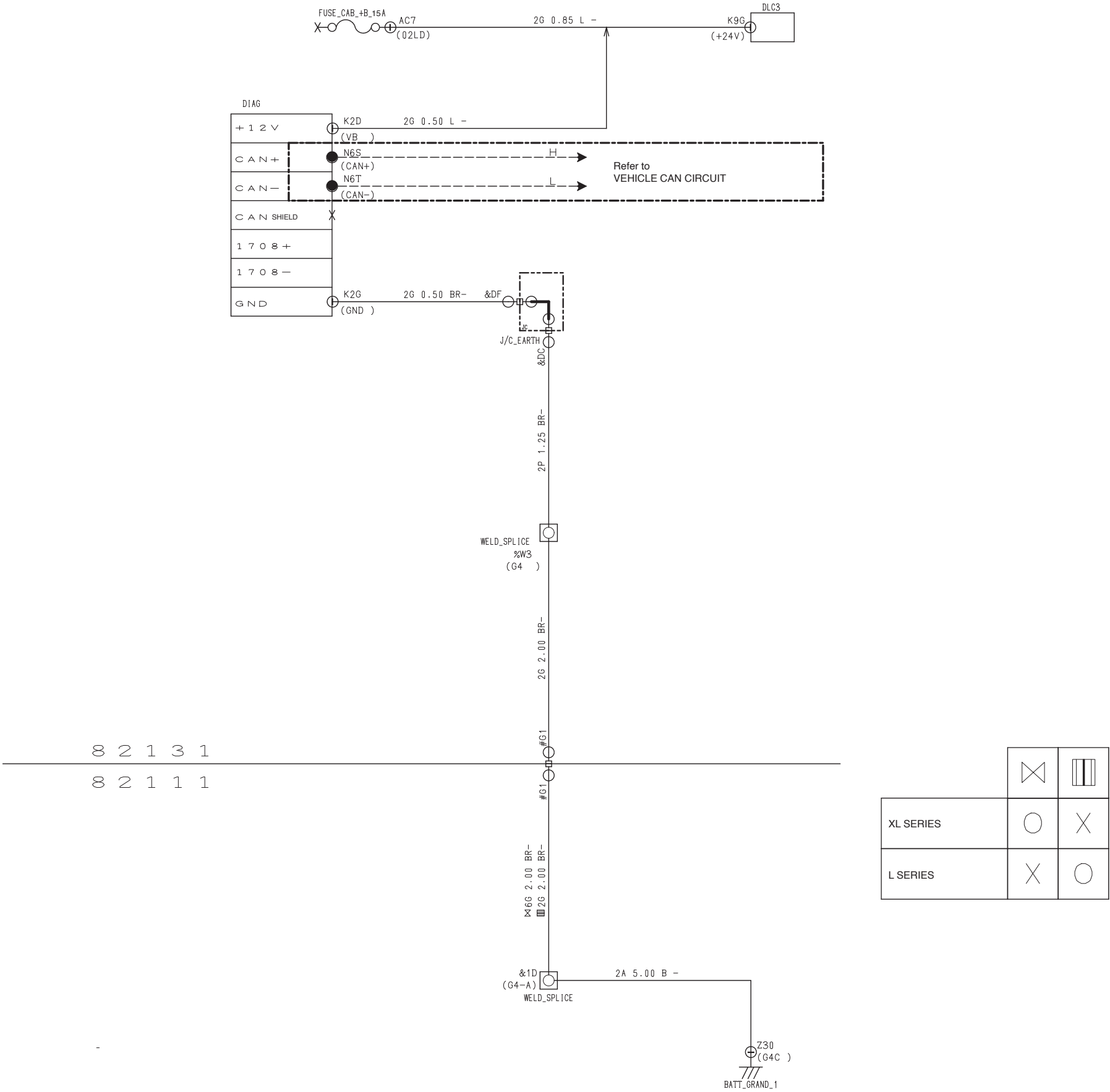


45. DIAGNOSIS CIRCUIT

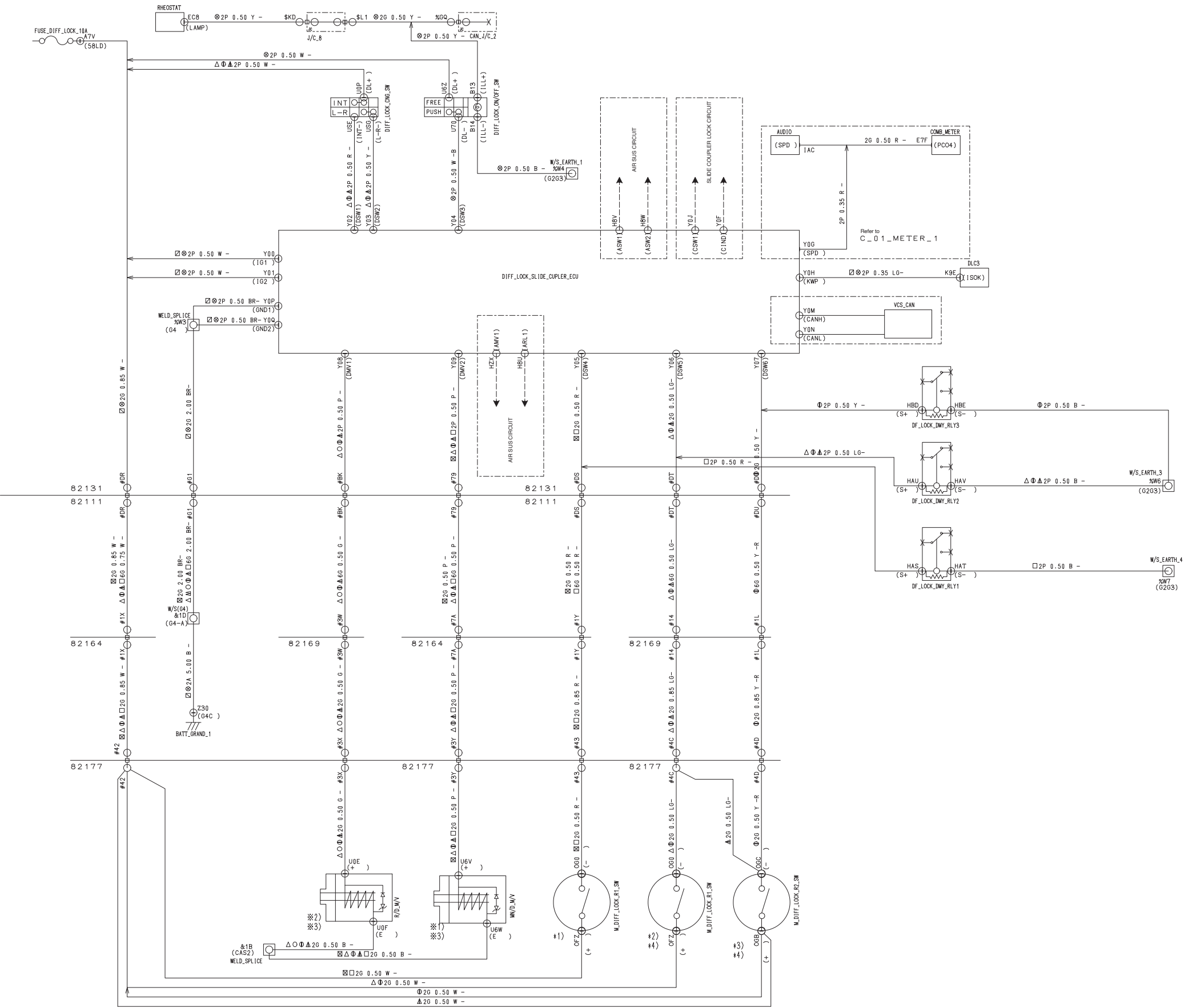


DIFF_LOCK		X	X
XL SERIES	X		X
L SERIES	X	X	

46. DIAG' CONNECTOR CIRCUIT



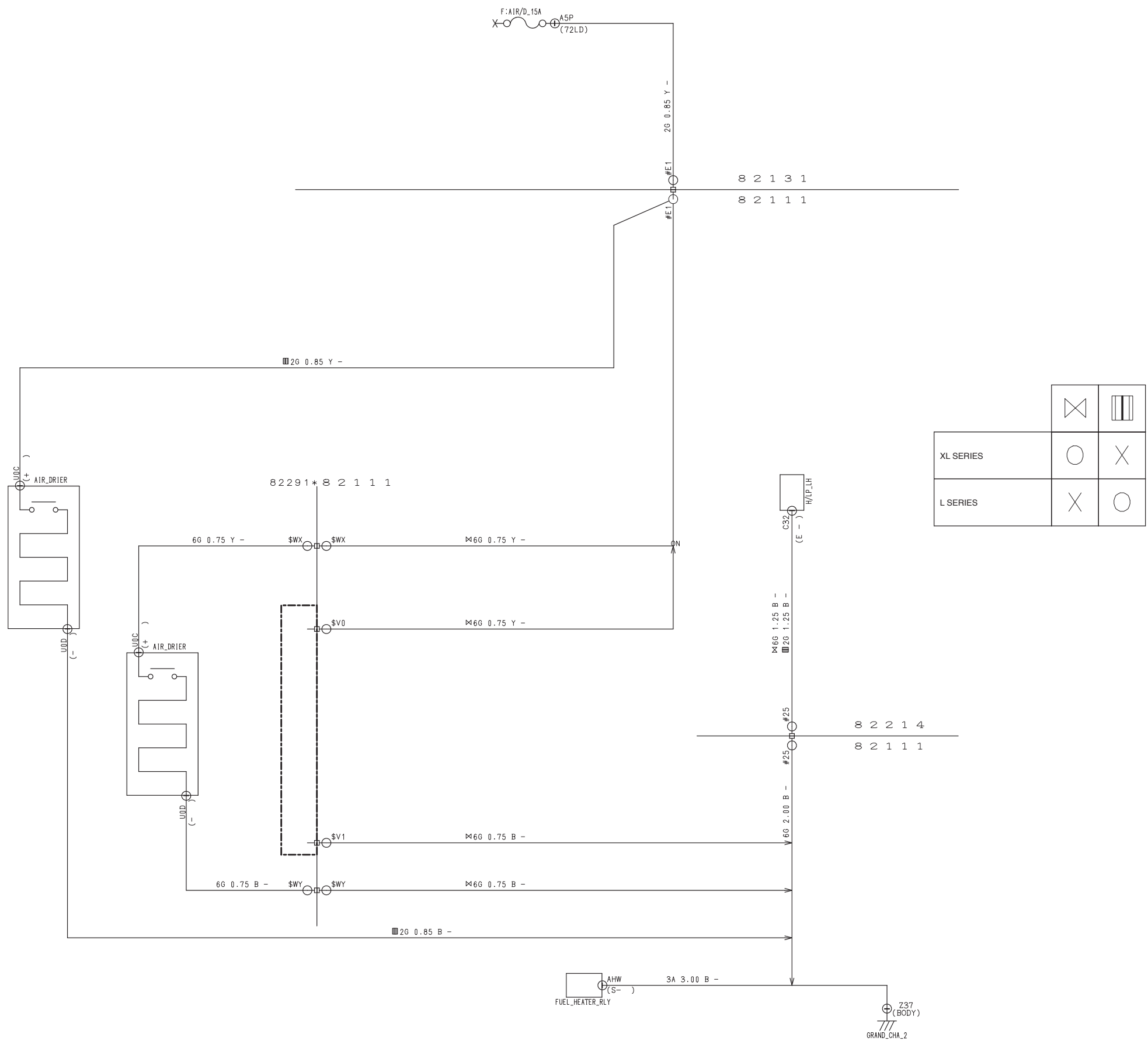
47. DIFF LOCK CONTROL CIRCUIT



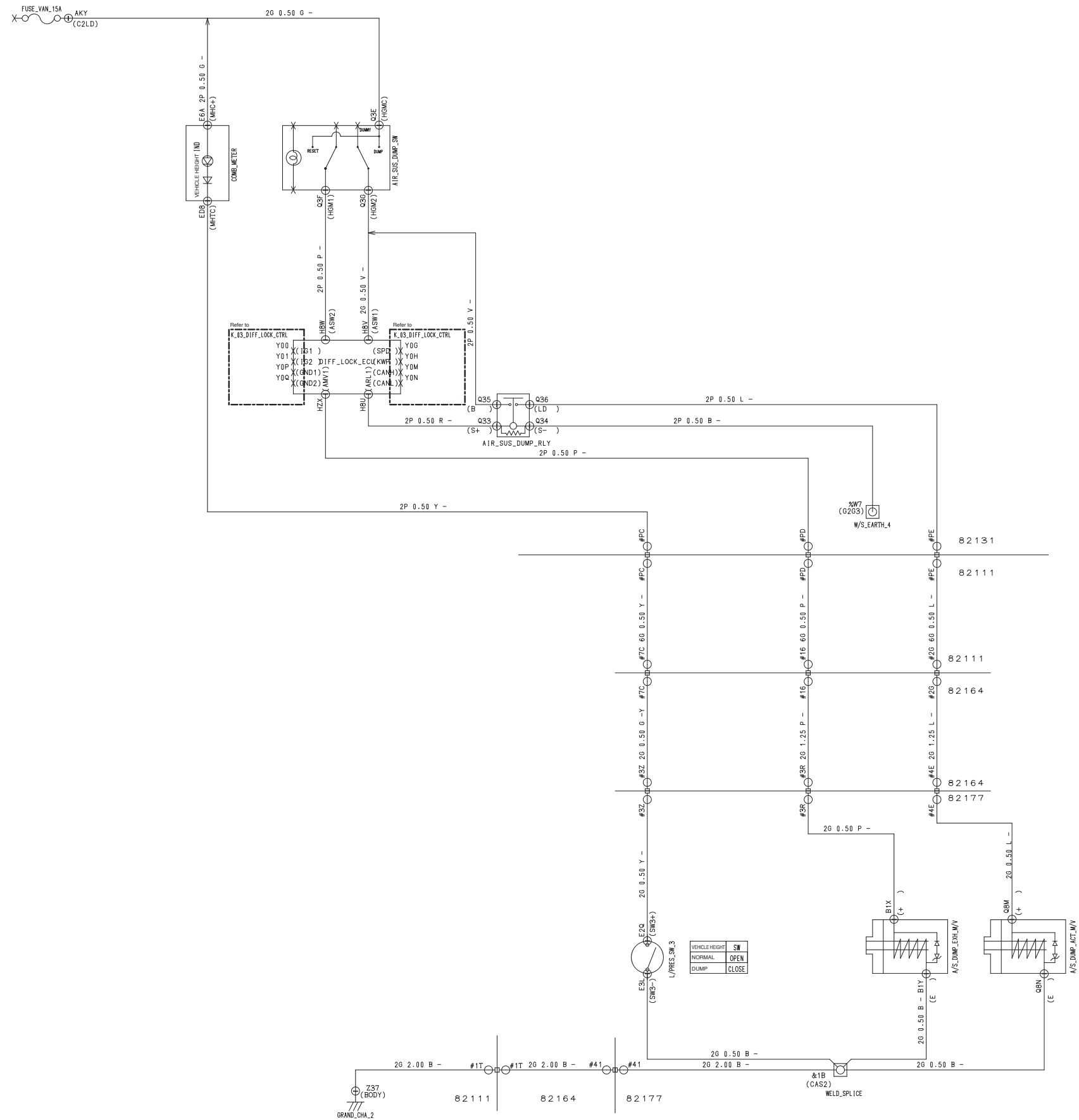
	41D	DIFF_LOCK W/V	M_DIFF_LOCK_R1/R2_SW	DIFF_LOCK_CNG_SW	DIFF_LOCK_ON/OFF_SW
4×2	A0 DIFF LOCK	※1	#1	—	○
	LESS	—	—	—	—
6×4	INTER AXLE DIFF LOCK	※2	—	—	○
	A0 INTER#1 MANUAL D/LOCK	※3	#2	○	○
	A0 INTER#2 MANUAL D/LOCK	※3	#3	○	○
	A0 CROSS LOCK	※3	#4	○	○

	□	○	⊙	△	▲	⊠	⊗	⊚	⊛
DIFF_LOCK_DANA	○	X	X	X	X	X	X	X	X
INT_AXLE_DIFF_LOCK	X	○	X	X	X	X	X	X	X
CROSS_LOCK	X	X	○	X	X	X	X	X	X
INT#1_M_D/LOCK	X	X	X	○	X	X	X	X	X
INT#2_M_D/LOCK	X	X	X	X	○	X	X	X	X
DIFF_LOCK_MERITOR	X	X	X	X	X	○	X	X	X
W/DIFF_LOCK	X	X	X	X	X	X	○	X	X
W/AIRSUS	X	X	X	X	X	X	X	○	X
L/DIFF_LOCK & W/AIRSUS	X	X	X	X	X	X	X	X	○

48. AIR DRIER CIRCUIT

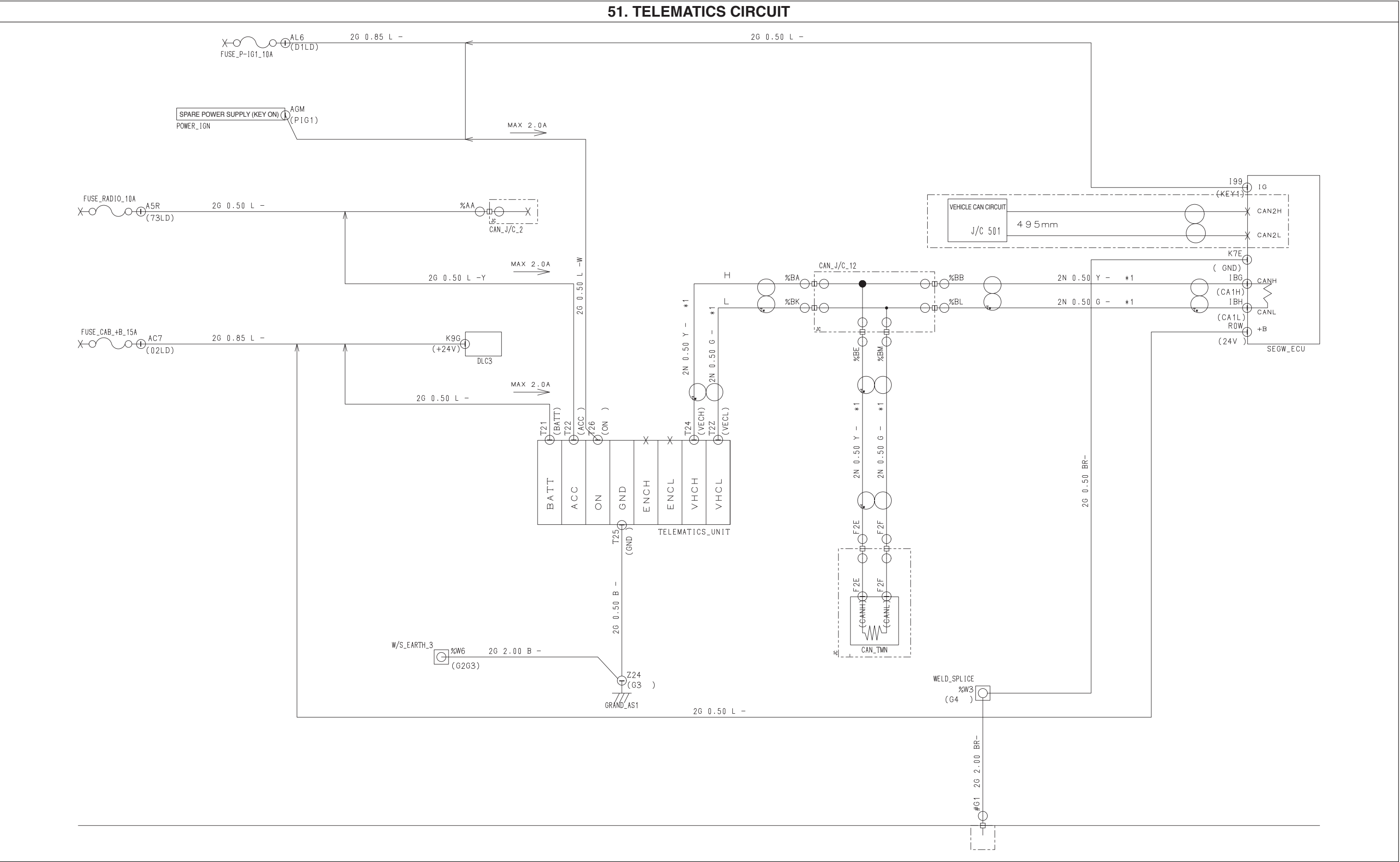


49. AIR SUS DUMP CIRCUIT

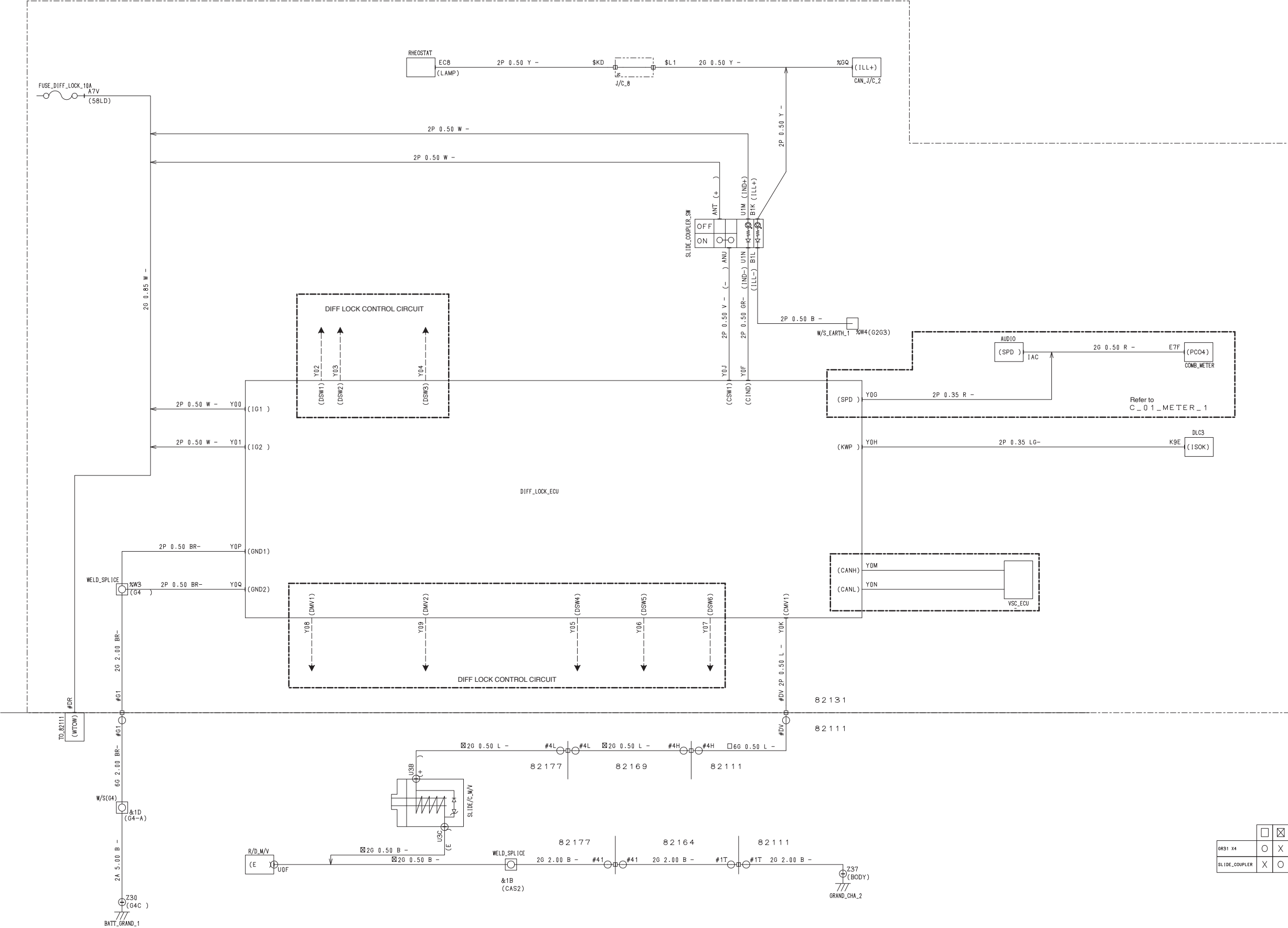


[illegible]

51. TELEMATICS CIRCUIT

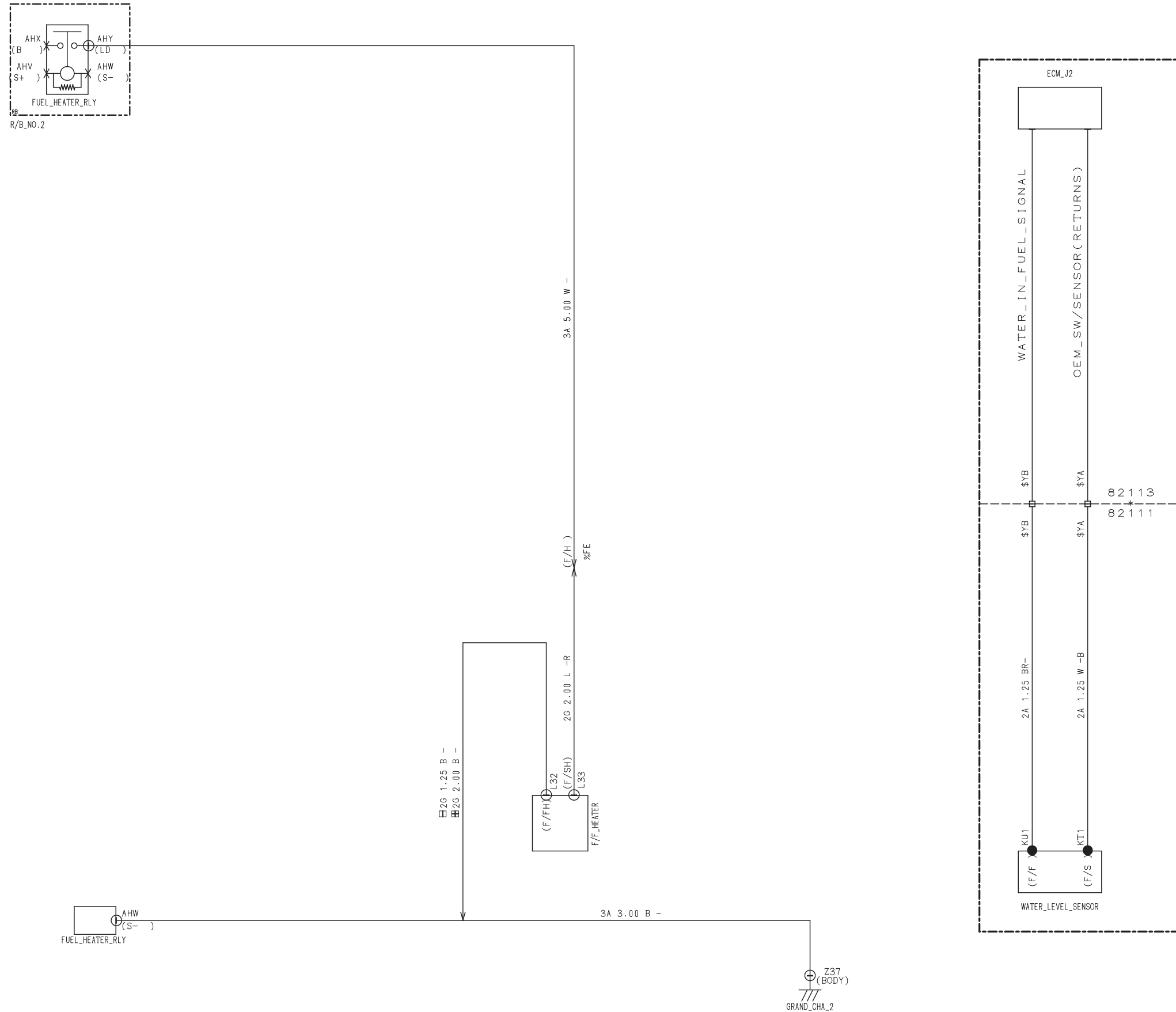








52. SLIDE COUPLER LOCK CIRCUIT



	<input type="checkbox"/>	<input checked="" type="checkbox"/>
GR31 X4	<input type="radio"/>	<input checked="" type="radio"/>
SLIDE_COUPLER	<input checked="" type="radio"/>	<input type="radio"/>

53. FUEL FILTER SYSTEM CIRCUIT



		
L SERIES		
XL SERIES		

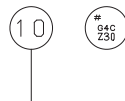

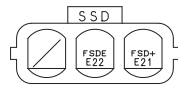

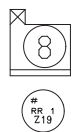
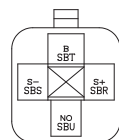
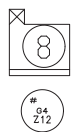
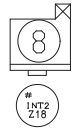
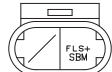
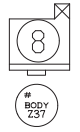

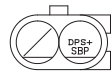



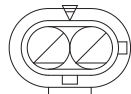


4. CONNECTORS


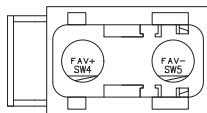
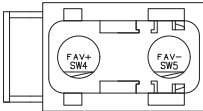
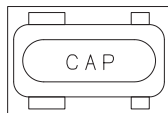
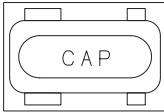


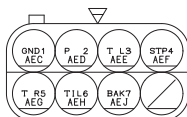
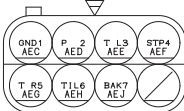
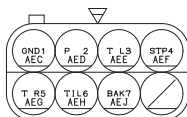
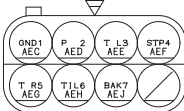
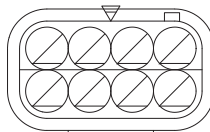
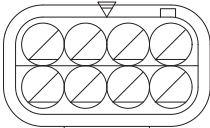
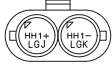
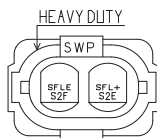
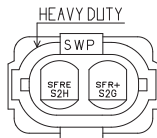
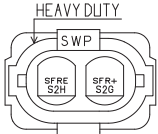
The Table of Connector No.

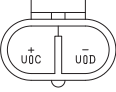
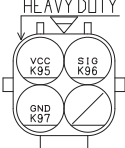

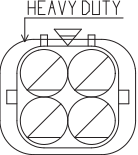
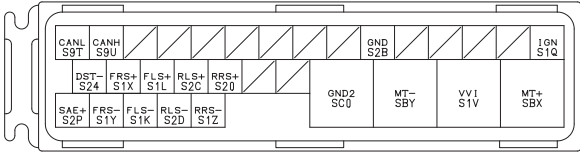


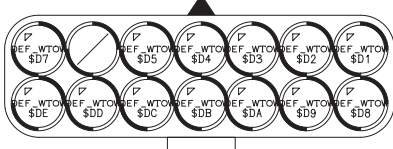

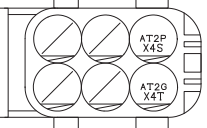

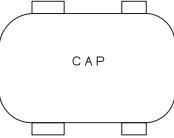
CONNECTOR No.
82111
82113
82122
82123
82124
82125
82126
82127
82128
82130
82131
82136
82142
82151
82152
82153
82161
82164
82165
82169
82171
82177
82213
82214
82219
82235
82236
82284
82286
82287
82288
82291
82412
82422
82627
84523
89774
S8251

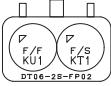
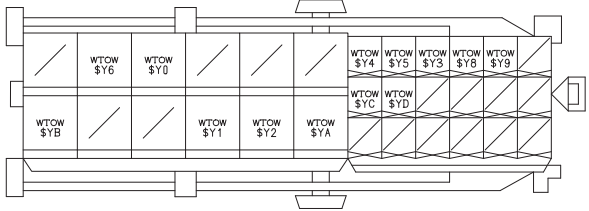
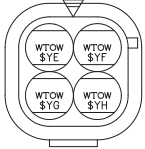


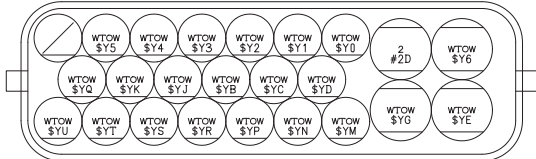
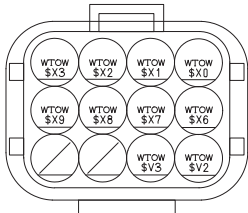
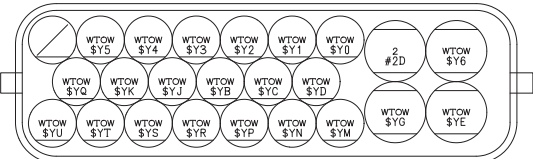
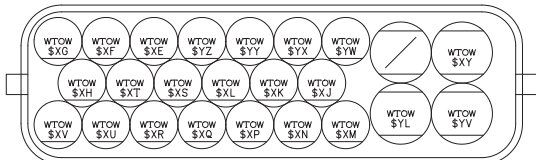
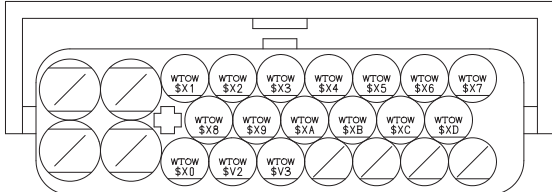
[NOTE] 1) There are all the specifications included options.
 2) When you use these connectors, please understand the vehicle specifications.

[illegible]

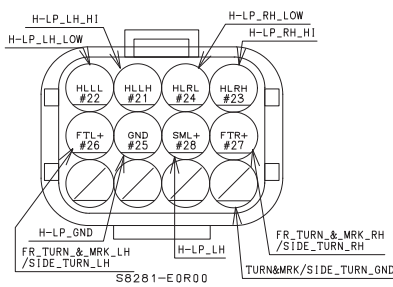
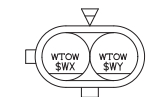
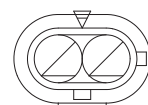
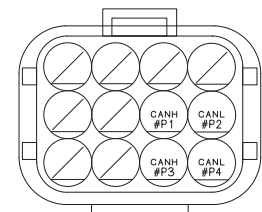
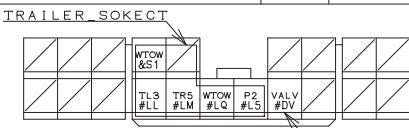
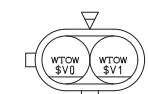
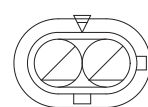

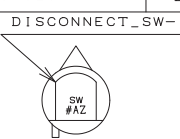
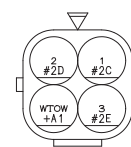
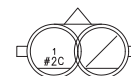
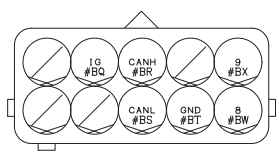
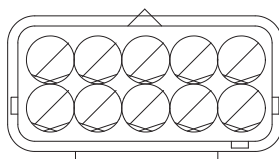
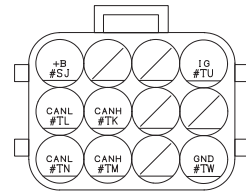
No.	PART NAME	CONN. COLOR	LOCATION	APPLI- CATION	No.	PART NAME	CONN. COLOR	LOCATION	APPLI- CATION	No.	PART NAME	CONN. COLOR	LOCATION	APPLI- CATION
30	BATT_GRAND				35	W/S_&1D				40	FUEL_SENDER_LH	DG		
	 98061-0050A					 SPLCE-W0001		 82560-4350A						
31	GRAND_CHA				36	GRAND_CHA_3			XL SERIES	50	MOTOR_RLY	B		
	 98061-0050A					 82583-1810A		 82828-1160A						
33	GRAND_CHA_1			XL SERIES	37	GRAND_CHA_4			XL SERIES	51	FLOW_SW	GR		
	 82583-1810A					 82583-1820A		 82828-1170A						
34	GRAND_CHA_2			XL SERIES	36	GRAND_CHA_3			L SERIES	52	DIFFERENT_SW	B		
	 82583-1820A					 98061-0050A		 82560-2530A						
33	GRAND_CHA_1			L SERIES	37	GRAND_CHA_4			L SERIES	60	AIR_HORN_M/V	B		
	 98061-0050A					 98061-0050A		 82580-9250A						
34	GRAND_CHA_2			L SERIES	38	W/S_&1E					 82580-7170B_CAP COLOR(B)			
	 98061-0050A					 SPLCE-W0001								

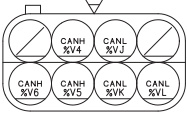

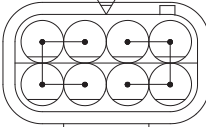

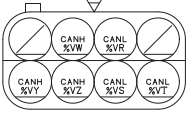

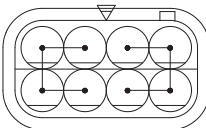





No.	PART NAME	CONN. COLOR	LOCATION	APPLI- CATION	No.	PART NAME	CONN. COLOR	LOCATION	APPLI- CATION	No.	PART NAME	CONN. COLOR	LOCATION	APPLI- CATION
61	HORN_H1 (-)	B			92	ESC_ECU_E8	B			95	FRONT_AXLE_PACKAGE_ATC	B		
														
	82580-7590A					82560-1340A					82824-E1640			
62	HORN_H1 (+)	B												
						S8284-E0550					S8286-E0010			
63	HORN_LO (-)	B			93	FR_AXLE_PACKAGE_LH	B		L SERIES, XL SERIES ABS EBS, ESC	97	TRAILER_SOCKET	B		
														
64	HORN_LO (+)	B												
						S8281-E0F50					82580-6040B			
80	AMB_TEMP_SSR	GR			94	FR_AXLE_PACKAGE_RH	B		L SERIES, XL SERIES ABS EBS, ESC					
											82580-6030B_CAP			
90	ABS_SENSOR_FR_LH	B												
														
	82560-4720A													
91	ABS_SENSOR_FR_RH	B												
														
	82560-4720A													

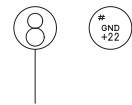
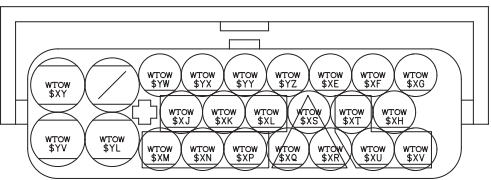
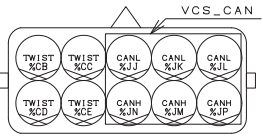

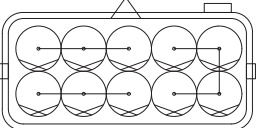
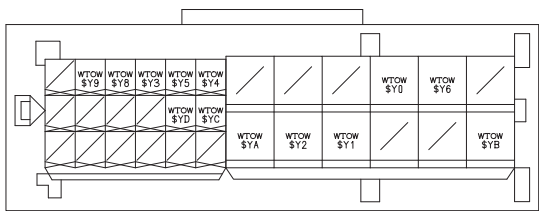
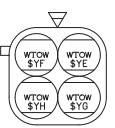
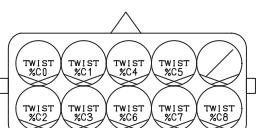
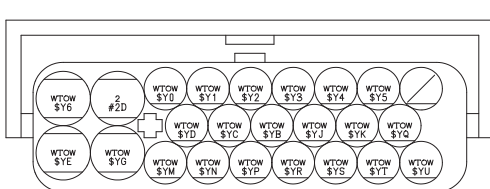
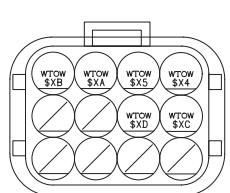
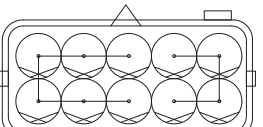
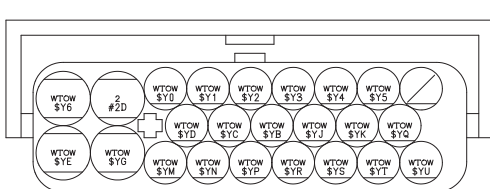
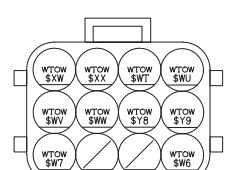


No.	PART NAME	CONN. COLOR	LOCATION	APPLI- CATION	No.	PART NAME	CONN. COLOR	LOCATION	APPLI- CATION	No.	PART NAME	CONN. COLOR	LOCATION	APPLI- CATION
121	AIR_DRIER(F/A)	B		L SERIES	159	REMOTE_ACCEL_PEDAL	B		XL SERIES	162	DEF_PUMP_MOTOR_DIODE	B		
	 82560-4660A					 82560-1260A					 82560-3800A			
156	ABS_H/U_WITH_ECU	B				 82560-1250A_CAP COLOR(B)				163	AFTER_SSR_PWR_DIODE	B		
	 82828-1560A										 82560-3800A			
157	E X 5 B	B		XL SERIES	160	A/C_COMPRESSOR	B		XL SERIES		 82560-1230A			
	 S8281-E0M70 CUMMINS:10763414										 85902-1200A			
158	COL_LEVEL_SENSOR	B		XL SERIES	161	TIRE_MONITOR_ECU2	B				 82824-E1D40			
	 S8281-E0T00					 82821-E0310 COLOR(B)								

No.	PART NAME	CONN. COLOR	LOCATION	APPLI- CATION	No.	PART NAME	CONN. COLOR	LOCATION	APPLI- CATION	No.	PART NAME	CONN. COLOR	LOCATION	APPLI- CATION
164	WATAR_INFUEL_SSR	B			400	TO_82113_1			L SERIES	401	TO_82113_2	GR		L SERIES
	 S8281-E0T20					 82824-E1260					 82580-7750B			
165	DEF_LINE_HEATING_DIODE	B			400	TO_82113_1	B		XL SERIES 59L(15.6GAL)	402	TO_82128	B		L SERIES
	 82560-3800A  85902-1200A					 82560-1320A					 S8281-E0R00			
400	TO_82113_1	B		XL SERIES 28L(7.4GAL)	400	TO_82113_2	B		XL SERIES	402	TO_82128	B		XL SERIES 59L(15.6GAL)
	 82560-1320A					 82560-1320A					 82560-1330A			

No.	PART NAME	CONN. COLOR	LOCATION	APPLI- CATION	No.	PART NAME	CONN. COLOR	LOCATION	APPLI- CATION	No.	PART NAME	CONN. COLOR	LOCATION	APPLI- CATION
402	TO_82128	B		XL SERIES 28L(7.4GAL)	405	TO_82131_1				410	TO_82164_24P	B		
			82560-1330A											
403	TO_82113_3	B		XL SERIES	406	TO_82131_2	G			411	TO_82169_16P	B		XL SERIES
			S8281-E0R00											
404	TO_82131_7			XL SERIES	407	TO_82131_3				412	TO_82214	B		L SERIES
			82824-E0W50			TO_82131_4								
						TO_82131_5								

No.	PART NAME	CONN. COLOR	LOCATION	APPLI- CATION	No.	PART NAME	CONN. COLOR	LOCATION	APPLI- CATION	No.	PART NAME	CONN. COLOR	LOCATION	APPLI- CATION
412	TO_82214	B		XL SERIES	418	TO_82291_FR	B		XL SERIES	421	TPMS_SHORT	GR		
				 										
415	TO_82131_6				419	TO_82291_RR	B		XL SERIES	422	TO_MOTOR_PUMP	B		
				 										
416	TO_84523	B			431	TO_82130_A/C_COMP	GR		L SERIES	431	TO_82130_A/C_COMP	GR		
														
417	TO_82219	B			420	TO_S8251_TO_TPMS_SHORT	GR			431	TO_82130	B		XL SERIES
	 													

No.	PART NAME	CONN. COLOR	LOCATION	APPLI- CATION	No.	PART NAME	CONN. COLOR	LOCATION	APPLI- CATION
500	CAN_J/C_RADAR	GR				W/S_UREA_HTR			
					603	 SPLCE-W0001			
	82580-6040B				604	W/S			
						 SPLCE-W0001			
501	CAN_J/C_HYD	GR			605	W/S			XL SERIES
						 SPLCE-W0001			
	82580-6040B				606	W/S			XL SERIES
						 SPLCE-W0001			
601	W/S_UREA_HTR				607	W/S			XL SERIES
	 SPLCE-W0001					 SPLCE-W0001			
	W/S_UREA_HTR				608	W/S			
	 SPLCE-W0001					 SPLCE-W0001			

No.	PART NAME	CONN. COLOR	LOCATION	APPLI- CATION	No.	PART NAME	CONN. COLOR	LOCATION	APPLI- CATION	No.	PART NAME	CONN. COLOR	LOCATION	APPLI- CATION
50	GRAND_ENG_BLOCK			XL SERIES	401	TO_82111_2	B		XL SERIES	500	J/C_1	B		
														
51	STA_C			XL SERIES	401				L SERIES	501				
														
400	TO_82111_1			L SERIES	401	TO_82111_2	GR		L SERIES	501	J/C_2	B		
														
400				L SERIES	402	TO_82126	B		L SERIES	501				
														
400	TO_82111_1	B		XL SERIES	403	TO_82111_3	B		XL SERIES	601	W/S			L SERIES
														
														

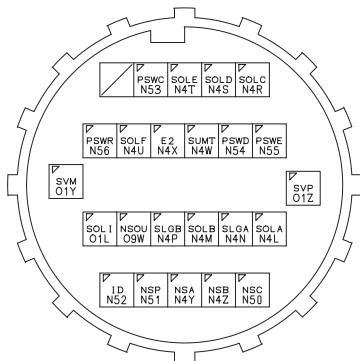
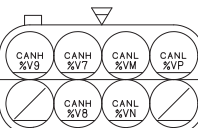
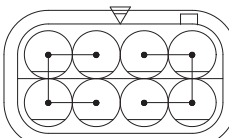
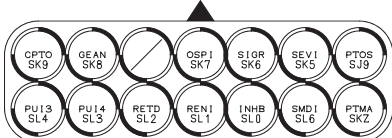
No.	PART NAME		CONN. COLOR	LOCATION	APPLI- CATION
	W/S				
602	W/S				L SERIES
	<div><div><div>ENG_B</div><div>%U6</div></div></div> <div>SPLCE-W0001</div>				
603	W/S				
	<div><div><div>B</div><div>%U7</div></div></div> <div>SPLCE-W0001</div>				
604	W/S				
	<div><div><div>G4</div><div>%U8</div></div></div> <div>SPLCE-W0001</div>				
605	W/S				
	<div><div><div>E</div><div>%U9</div></div></div> <div>SPLCE-W0001</div>				
606	W/S				
	<div><div><div>B</div><div>%UA</div></div></div> <div>SPLCE-W0001</div>				

No.				APPLI- CATION
	PART NAME	CONN. COLOR	LOCATION	
1	STARTER 1			
	<div><div>12</div><div># B A3X</div></div> <div>*82675-E0540</div>			
2	BATTERY			XL SERIES 28L(7.4GAL)
	<div><div>10</div><div># +(1) A48</div></div> <div>*82583-1780A</div>			
2	BATTERY			L SERIES XL SERIES 59L(15.6GAL)
	<div><div>10</div><div># +(1) A48</div></div> <div>82675-E0450</div>			

No.			APPLI- CATION	
	PART NAME	CONN. COLOR		LOCATION
1	BATTERY 1			
	<div><div><div>10</div><div># +(1) A4B</div></div><div></div><div>*82583-1780A</div></div>			
2	BATTERY 2			
	<div><div><div>10</div><div># +(2) A4A</div></div><div></div><div>*82583-1780A</div></div>			
2	BATTERY 3			
	<div><div><div>10</div><div># +(3) AJD</div></div><div></div><div>*82583-1780A</div></div>			

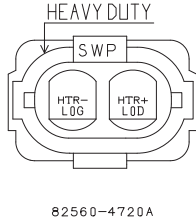
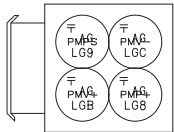
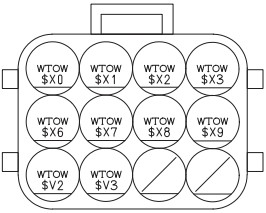
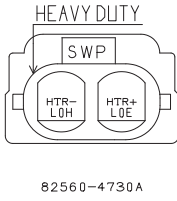
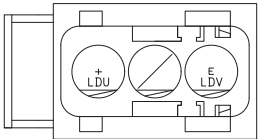
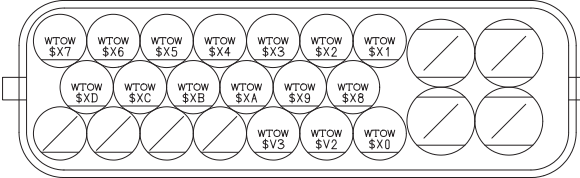
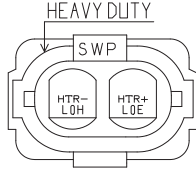
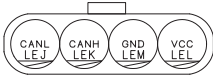
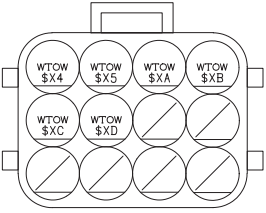
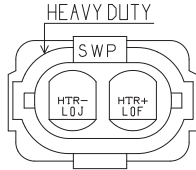
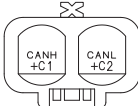
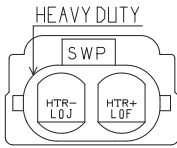
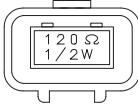
No.				APPLI- CATION
	PART NAME	CONN. COLOR	LOCATION	
1	BATTERY 1			
	<div><div><div>10</div><div># -(1) A49</div></div><div></div><div>*82583-1780A</div></div>			
2	BATTERY_GND			
	<div><div><div>10</div><div># G4P Z29</div></div><div></div><div>82675-E0200</div></div>			

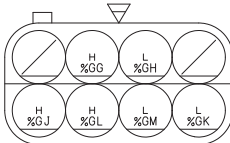
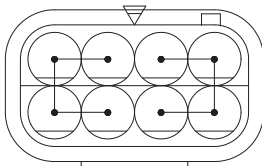
BM2522A6CAN

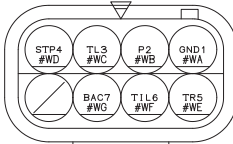
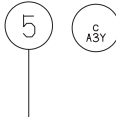
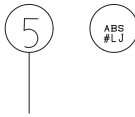
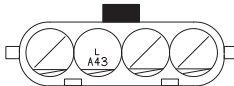

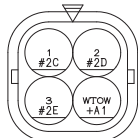
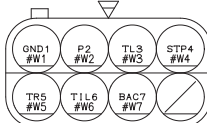
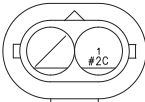


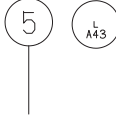
No.	PART NAME		CONN. COLOR	LOCATION	APPLI- CATION	No.	PART NAME		CONN. COLOR	LOCATION	APPLI- CATION
19	MAIN_TRANS(AT2000)		B			30	CAN_J/C_AT		GR		
	 82828-1590A						 82580-6040B  82550-1230A				
25	ALLISON_TM_IF		B				 S8281-EDM70 CONNECT S8281-EDM80 COLOR:B TO 25				

No.			APPLI- CATION
	PART NAME	CONN. COLOR	
1	JUMP_STUD_POS		XL SERIES
	<div><div><div>10</div><div># +S J A44</div></div><div></div><div>*82583-1780A</div></div>		
1	JUMP_STUD_POS		L SERIES
	<div><div><div>10</div><div># +S J A44</div></div><div></div><div>82583-1850A</div></div>		
2	BATTERY2_(+)		
	<div><div><div>10</div><div># +(2) A4A</div></div><div></div><div>*82583-1780A</div></div>		

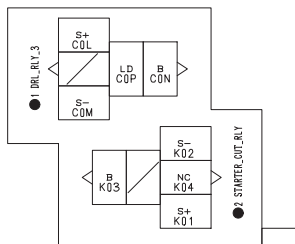
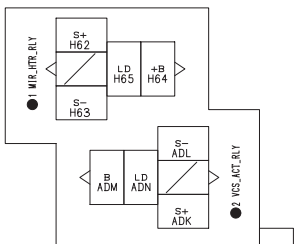
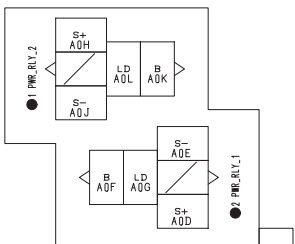
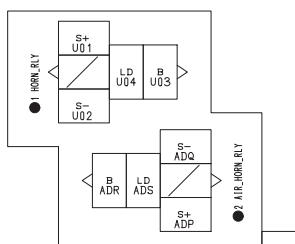
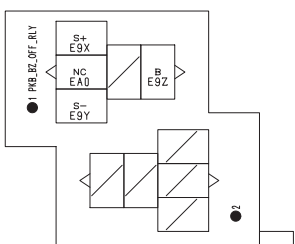
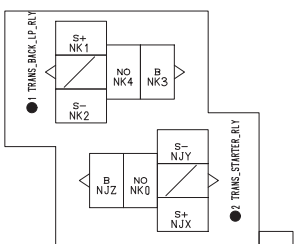
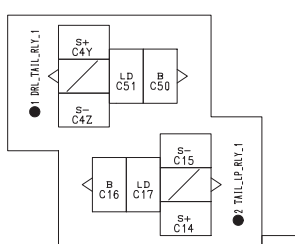
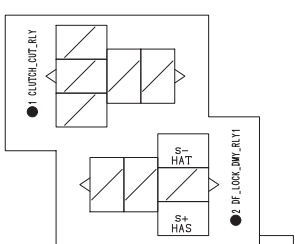
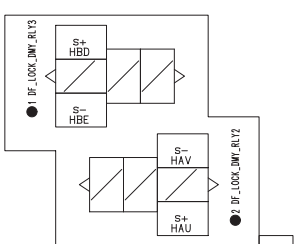
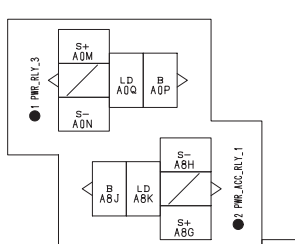
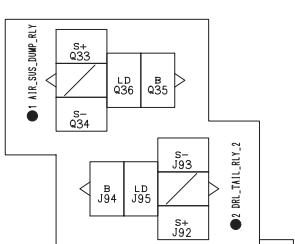
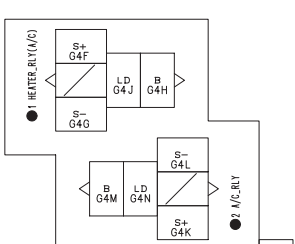
No.			APPLI- CATION
	PART NAME	CONN. COLOR	
1	JUMP_STUD_NEG		XL SERIES
	<div><div><div>10</div><div># -S J A45</div></div><div></div><div>*82583-1780A</div></div>		
1	JUMP_STUD_NEG		L SERIES
	<div><div><div>10</div><div># -S J A45</div></div><div></div><div>82675-E0530</div></div>		
2	BATTERY2_(-)		
	<div><div><div>10</div><div># -(2) A4B</div></div><div></div><div>*82583-1780A</div></div>		

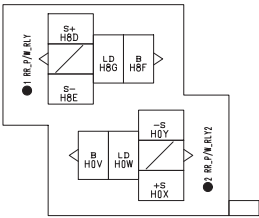
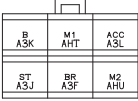

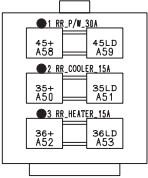
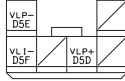

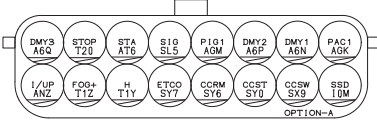
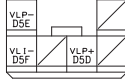

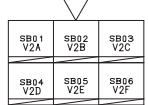





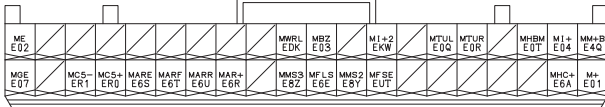
No.	PART NAME	CONN. COLOR	LOCATION	APPLI- CATION	No.	PART NAME	CONN. COLOR	LOCATION	APPLI- CATION	No.	PART NAME	CONN. COLOR	LOCATION	APPLI- CATION
1	UREA_HTR_PL	B			4	SUPPLY_MODULE	B			401	TO_82111	B		
														
2	UREA_HTR_SL	B			5	W/C_CONTROL_M/V	B			401	TO_82111	B		
														
2	UREA_HTR_SL	B			6	UREA_SENSOR	B			401	TO_82113	B		
														
3	UREA_HTR_RL	B			30	CAN_TMN1	B			402				
														
3	UREA_HTR_RL	B												
														

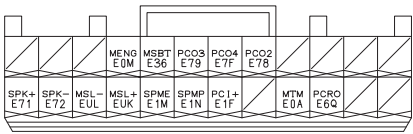
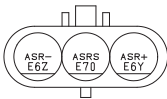
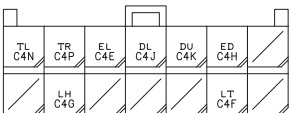
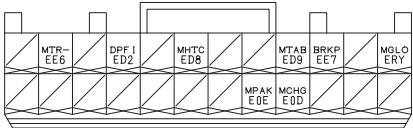
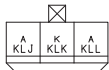
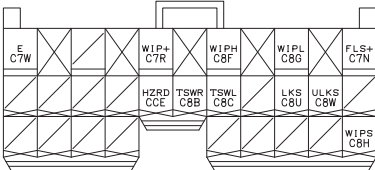
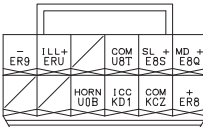
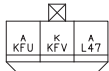
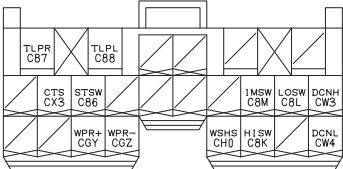
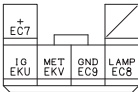
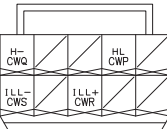
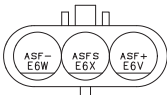
No.			APPLI- CATION
	PART NAME	CONN. COLOR	
500	J/C_LOCAL_CAN	GR	
	<div></div> <div>82580-6040B</div> <div></div> <div>82550-1230A</div>		

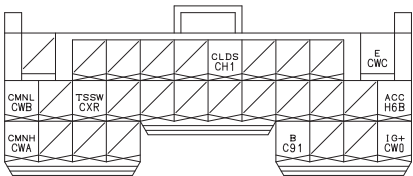
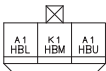
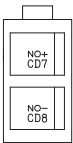
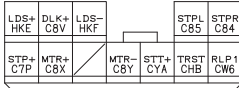
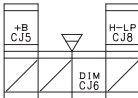
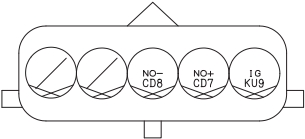
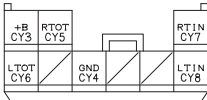
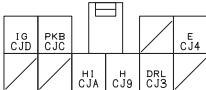

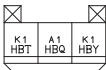
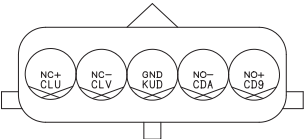

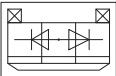
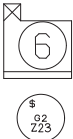
No.	PART NAME	CONN. COLOR	LOCATION	APPLI- CATION	No.	PART NAME	CONN. COLOR	LOCATION	APPLI- CATION
1	TO_82111	B		SAE-E&B (ONLY CONNECT)	2	STA_C			L SERIES
	 82580-6030B	 99141-12005							
1	MOTOR_PUMP			HYDRAULIC BRAKE	3	ALT_L	B		
	 98060-5050A	 S8281-E0S60							
1	A/C_COMPRESSOR	B		L SERIES	4	TO_82111_A/C_COMP	GR		L SERIES
	 82560-1230A	 82580-9460A							
2	TRAILER_SOCKET	B			4	TO_82111	B		XL SERIES
	 82580-6040B	 *82560-3870A							
2	TO_FR/H	B		HYDRAULIC BRAKE	5	ALT_L			
	 82580-6720B  82586-1060A	 99141-12005							

BM2522A6CAN

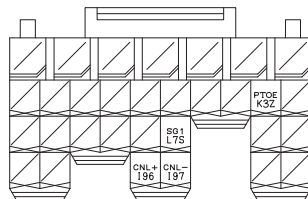
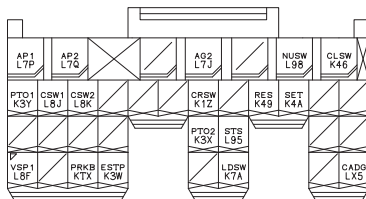
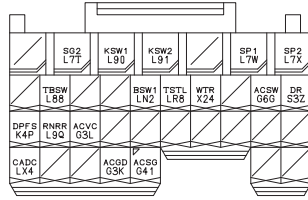
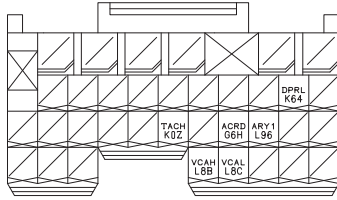
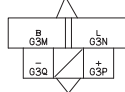
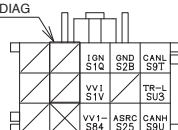
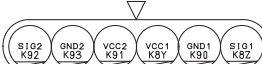
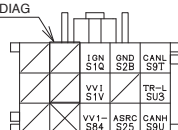
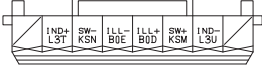
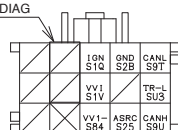
No.	PART NAME	CONN. COLOR	LOCATION	APPLI- CATION	No.	PART NAME	CONN. COLOR	LOCATION	APPLI- CATION	No.	PART NAME	CONN. COLOR	LOCATION	APPLI- CATION			
10	CASSET_RLY	B			14	CASSET_RLY	B			17	CASSET_RLY	B					
																	
	*82660-E0060					*82660-E0060					*82660-E0060						
11	CASSET_RLY	B			15	CASSET_RLY	B		L SERIES	18	CASSET_RLY	B					
																	
	*82660-E0060					*82660-E0060					*82660-E0060						
131は特許品で46A*(PKB)を用いたセンダーパークの代わりに40KB(ハイドロ)を使用する																	
12	CASSET_RLY	B			15	CASSET_RLY	B		XL SERIES	19	CASSET_RLY	B		XL SERIES			
																	
	*82660-E0060					*82660-E0060					*82660-E0060						
次回MYにて、DRL_TAIL_RLY1 (B:C50,LD:C51)配線仕様書に合わせ変更すること																	
13	CASSET_RLY	B			16	CASSET_RLY	B			20	CASSET_RLY	B					
																	
	*82660-E0060					*82660-E0060					*82660-E0060						
MTB時、CLT_CUT_RLY必要																	

No.	PART NAME	CONN. COLOR	LOCATION	APPLI- CATION	No.	PART NAME	CONN. COLOR	LOCATION	APPLI- CATION	No.	PART NAME	CONN. COLOR	LOCATION	APPLI- CATION
21	CASSET_RLY	B			27	STARTER_SW				55	W/S_EARTH_1			
														
23	CASSET_FUSE	B			28	WORKING_LAMP_SW	L		WORKLAMP (CAB BACK)	56	W/S_EARTH_2			
														
25	BODY_BUILDER_IF	B			28	VAN_LAMP_SW	L		REAR BODY ROOMLAMP	57	W/S_EARTH_3			
														
26	OPT_CONN_CAB	GR			52	GRAND_AUDIO				58	W/S_EARTH_4			
														
54					53	GRAND_DR1				59	W/S_EARTH_5			
														
80					54	GRAND_DR2				80	COMB_METER_40P	B		
														

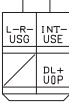
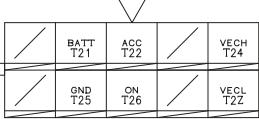

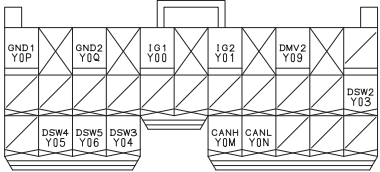


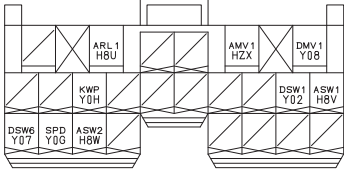
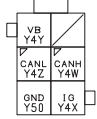

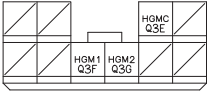
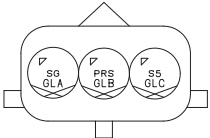

No.	PART NAME	CONN. COLOR	LOCATION	APPLI- CATION	No.	PART NAME	CONN. COLOR	LOCATION	APPLI- CATION	No.	PART NAME	CONN. COLOR	LOCATION	APPLI- CATION
81	COMB_METER_24P_A	B			86	AIR_GAGE_SNSR_RR				104	LIGHT&TURN_SW	B		
														
82	COMB_METER_24P_B				87	PKB_OFF_DIODE	GR			105	BCM_26P	B		
														
83	SRC_STRG_SW_HORN	B			101	DRL_TAIL_DIODE	GR			106	BCM_24P	B		
														
84	RHEOSTAT	GR			103	HAZARD_SW	B							
														
85	AIR_GAGE_SNSR_FR	B												
														

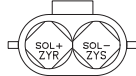
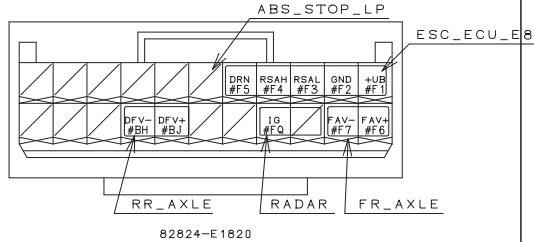
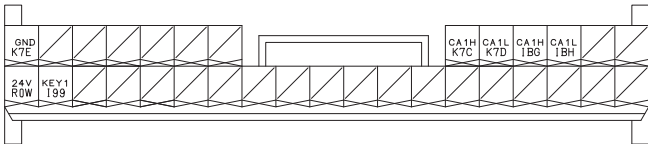
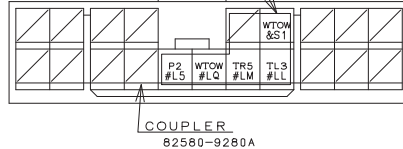

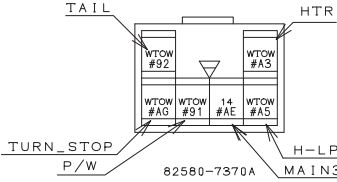


No.	PART NAME	CONN. COLOR	LOCATION	APPLI- CATION	No.	PART NAME	CONN. COLOR	LOCATION	APPLI- CATION	No.	PART NAME	CONN. COLOR	LOCATION	APPLI- CATION
108	BCM_30P	B			113	DRL_DIODE_1	GR			118	STOP_LP_SW	B		
						 82560-4180A 7283-1233-40					 82828-1310A			
109	BCM_12P				115	DRL_ECU(1)	B			119	NP_STOP_LP_SW	B		
						 82580-7380A					 82828-1630A			
110	T_TURN_UNIT				116	DRL_ECU(2)	B			120	FLASHER_SHORT			
						 82824-E0Y50					 82560-2540A			
111	HL_DIODE	B			117	NP_BRAKE_SW_NO	B			121	GRAND_AS 1			
	 82560-4230A					 82828-1630A					 82583-1670A			
										122	GRAND_AS 2			
	 85902-1230A										 82583-1640A			

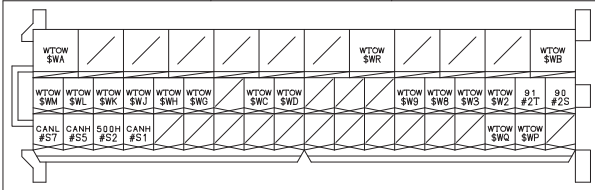

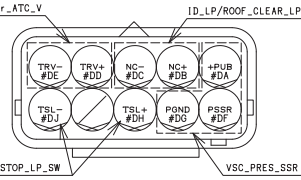
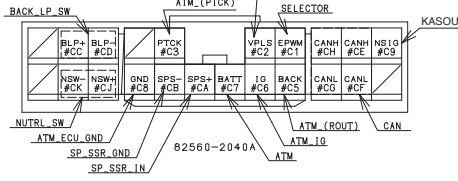
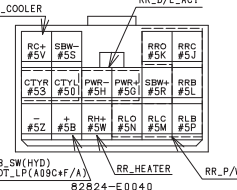
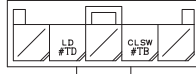
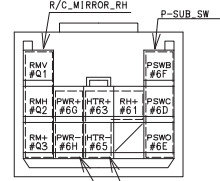
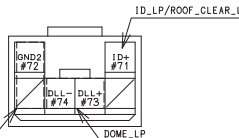
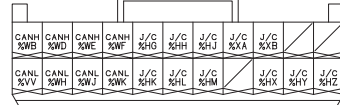
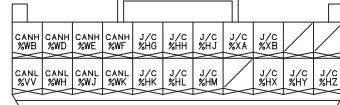
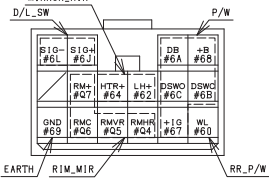
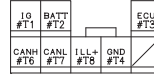
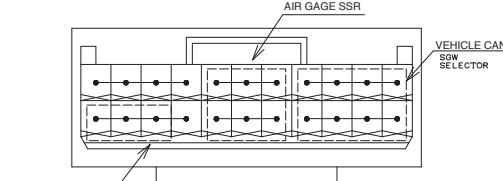

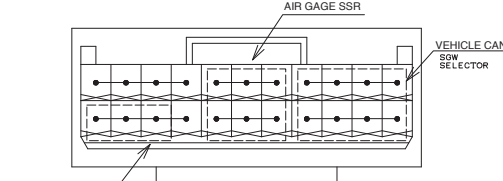

BM2522A6CAN

No.	PART NAME	CONN. COLOR	LOCATION	APPLI- CATION	No.	PART NAME	CONN. COLOR	LOCATION	APPLI- CATION	No.	PART NAME	CONN. COLOR	LOCATION	APPLI- CATION		
166	A/C_DIODE				182	VCS-ECU_31P				185	VCS-ECU_35P-A					
167	RR_HEATER_RLY				184	VCS-ECU_34P				186	VCS-ECU_35P-B					
168	RR_COOLER_RLY				180	ACCEL_SSR_2	B			210	ABS_ECU_E	B				
180	ACCEL_SSR_2	B			181	DPR_REFRESH_SW	B									
181	DPR_REFRESH_SW	B														

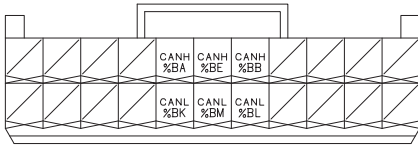
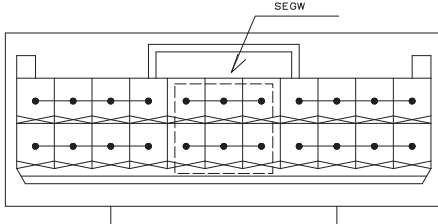
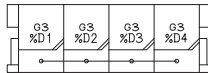
BM2522A6CAN

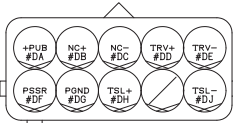


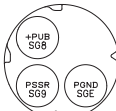
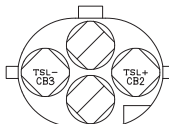
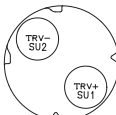
No.	PART NAME	CONN. COLOR	LOCATION	APPLI- CATION	No.	PART NAME	CONN. COLOR	LOCATION	APPLI- CATION	No.	PART NAME	CONN. COLOR	LOCATION	APPLI- CATION
253	DIFF_LOCK_CNG_SW	L		XL SERIES	258	TELEMATICS_INFO				281	STA_CUT_DIODE	B		
														
	82824-E0U70					82821-E0M40					82560-3800A			
254	DIFF_LOCK_ECU(26P)				270	CAN_IF	B			282	IDLE_SHUTDOWN_DIODE	B		
														
	82824-E0S40					82821-E0M50					85902-1200A			
255	DIFF_LOCK_ECU(24P)				271	CAMERA_ECU	GR			283	HEATER_RLY_SW			
														
	82824-E0S30					82821-E0V30					82560-3800A			
256	AIR_SUS_DUMP_SW				280	A/C_PRES_SSR	B			284	HEATER_RLY_L			
														
	82580-7210A					82824-E0X30					99141-11005			



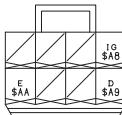
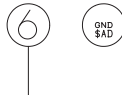

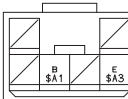
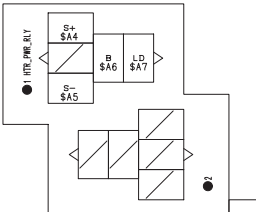
No.	PART NAME	CONN. COLOR	LOCATION	APPLI- CATION	No.	PART NAME	CONN. COLOR	LOCATION	APPLI- CATION	No.	PART NAME	CONN. COLOR	LOCATION	APPLI- CATION
285	FAN_CLUTCH_S/V	B			400	TO_82111_1				404	TO_82111_5			
														
286	SeGW-ECU				401	TO_82111_2	G			405	TO_82111_6			
														
287	CAN-TMN 1	L			402	TO_82111_3				403	TO_82111_4			
														
														
														

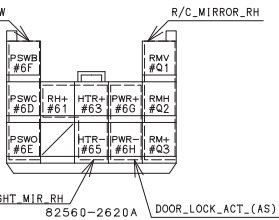
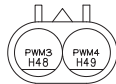
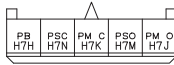
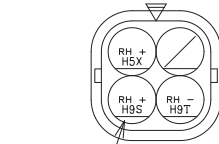
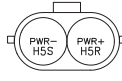
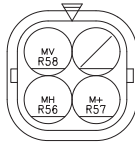
No.	PART NAME	CONN. COLOR	LOCATION	APPLI- CATION	No.	PART NAME	CONN. COLOR	LOCATION	APPLI- CATION	No.	PART NAME	CONN. COLOR	LOCATION	APPLI- CATION
406	TO_82111_7_TO_82113				410	TO_82152_LH2				422	TO_82136_10P	B		
														
407	TO_82125				412	TO_82161				423	TO_82223		MT	
														
408	TO_82151_RH	O			413	TO_82171				501	CAN_J/C_1	L		
														
409	TO_82152_LH1				417	TO_82236								
														
					418	TO_EARTH_1								
														
					419	TO_EARTH_2								
														

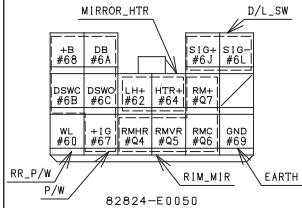
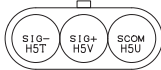
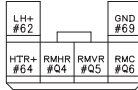
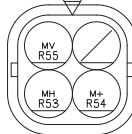
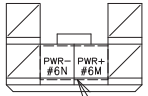
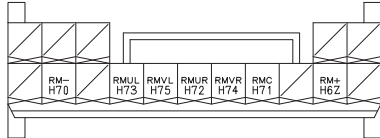
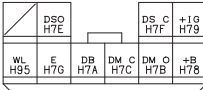


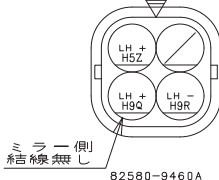
No.	PART NAME	CONN. COLOR	LOCATION	APPLI- CATION	No.	PART NAME	CONN. COLOR	LOCATION	APPLI- CATION	No.	PART NAME	CONN. COLOR	LOCATION	APPLI- CATION
502	CAN_J/C_2	B			504	J/C_4	B			512	J/C_EARTH	L		
	<div><div><div><div><div></div><div></div><div></div><div></div><div></div><div></div><div></div><div></div><div></div><div></div><div></div><div></div><div></div><div></div><div></div><div></div><div></div><div></div><div></div><div></div><div></div><div></div><div></div><div></div><div></div><div></div><div></div><div></div><div></div><div></div><div></div><div></div><div></div><div></div><div></div><div></div><div></div><div></div><div></div><div></div><div></div><div></div><div></div><div></div><div></div><div></div><div></div><div></div><div></div><div></div><div></div><div></div><div></div><div></div><div></div><div></div><div></div><div></div><div></div><div></div><div></div><div></div><div></div><div></div><div></div><div></div><div></div><div></div><div></div><div></div><div></div><div></div><div></div><div></div><div></div><div></div><div></div><div></div><div></div><div></div><div></div><div></div><div></div><div></div><div></div><div></div><div></div><div></div><div></div><div></div><div></div><div></div><div></div><div></div><div></div><div></div><div></div><div></div><div></div><div></div><div></div><div></div><div></div><div></div><div></div><div></div><div></div><div></div><div></div><div></div><div></div><div></div><div></div><div></div><div></div><div></div><div></div><div></div><div></div><div></div><div></div><div></div><div></div><div></div><div></div><div></div><div></div><div></div><div></div><div></div><div></div><div></div><div></div><div></div><div></div><div></div><div></div><div></div><div></div><div></div><div></div><div></div><div></div><div></div><div></div><div></div><div></div><div></div><div></div><div></div><div></div><div></div><div></div><div></div><div></div><div></div><div></div><div></div><div></div><div></div><div></div><div></div><div></div><div></div><div></div><div></div><div></div><div></div><div></div><div></div><div></div><div></div><div></div><div></div><div></div><div></div><div></div><div></div><div></div><div></div><div></div><div></div><div></div><div></div><div></div><div></div><div></div><div></div><div></div><div></div><div></div><div></div><div></div><div></div><div></div><div></div><div></div><div></div><div></div><div></div><div></div><div></div><div></div><div></div><div></div><div></div><div></div><div></div><div></div><div></div><div></div><div></div><div></div><div></div><div></div><div></div><div></div><div></div><div></div><div></div><div></div><div></div><div></div><div></div><div></div><div></div><div></div><div></div><div></div><div></div><div></div><div></div><div></div><div></div><div></div><div></div><div></div><div></div><div></div><div></div><div></div><div></div><div></div><div></div><div></div><div></div><div></div><div></div><div></div><div></div><div></div><div></div><div></div><div></div><div></div><div></div><div></div><div></div><div></div><div></div><div></div><div></div><div></div><div></div><div></div><div></div><div></div><div></div><div></div><div></div><div></div><div></div><div></div><div></div><div></div><div></div><div></div><div></div><div></div><div></div><div></div><div></div><div></div><div></div><div></div><div></div><div></div><div></div><div></div><div></div><div></div><div></div><div></div><div></div><div></div><div></div><div></div><div></div><div></div><div></div><div></div><div></div><div></div><div></div><div></div><div></div><div></div><div></div><div></div><div></div><div></div><div></div><div></div><div></div><div></div><div></div><div></div><div></div><div></div><div></div><div></div><div></div><div></div><div></div><div></div><div></div><div></div><div></div><div></div><div></div><div></div><div></div><div></div><div></div><div></div><div></div><div></div><div></div><div></div><div></div><div></div><div></div><div></div><div></div><div></div><div></div><div></div><div></div><div></div><div></div><div></div><div></div><div></div><div></div><div></div><div></div><div></div><div></div><div></div><div></div><div></div><div></div><div></div><div></div><div></div><div></div><div></div><div></div><div></div><div></div><div></div><div></div><div></div><div></div><div></div><div></div><div></div><div></div><div></div><div></div><div></div><div></div><div></div><div></div><div></div><div></div><div></div><div></div><div></div><div></div><div></div><div></div><div></div><div></div><div></div><div></div><div></div><div></div><div></div><div></div><div></div><div></div><div></div><div></div><div></div><div></div><div></div><div></div><div></div><div></div><div></div><div></div><div></div><div></div><div></div><div></div><div></div><div></div><div></div><div></div><div></div><div></div><div></div><div></div><div></div><div></div><div></div><div></div><div></div><div></div><div></div><div></div><div></div><div></div><div></div><div></div><div></div><div></div><div></div><div></div><div></div><div></div><div></div><div></div><div></div><div></div><div></div><div></div><div></div><div></div><div></div><div></div><div></div><div></div><div></div><div></div><div></div><div></div><div></div><div></div><div></div><div></div><div></div><div></div><div></div><div></div><div></div><div></div><div></div><div></div><div></div><div></div><div></div><div></div><div></div><div></div><div></div><div></div><div></div><div></div><div></div><div></div><div></div><div></div><div></div><div></div><div></div><div></div><div></div><div></div><div></div><div></div><div></div><div></div><div></div><div></div><div></div><div></div><div></div><div></div><div></div><div></div><div></div><div></div><div></div><div></div><div></div><div></div><div></div><div></div><div></div><div></div><div></div><div></div><div></div><div></div><div></div><div></div><div></div><div></div><div></div><div></div><div></div><div></div><div></div><div></div><div></div><div></div><div></div><div></div><div></div><div></div><div></div><div></div><div></div><div></div><div></div><div></div><div></div><div></div><div></div><div></div><div></div><div></div><div></div><div></div><div></div><div></div><div></div><div></div><div></div><div></div><div></div><div></div><div></div><div></div><div></div><div></div><div></div><div></div><div></div><div></div><div></div><div></div><div></div><div></div><div></div><div></div><div></div><div></div><div></div><div></div><div></div><div></div><div></div><div></div><div></div><div></div><div></div><div></div><div></div><div></div><div></div><div></div><div></div><div></div><div></div><div></div><div></div><div></div><div></div><div></div><div></div><div></div><div></div><div></div><div></div><div></div><div></div><div></div><div></div><div></div><div></div><div></div><div></div><div></div><div></div><div></div><div></div><div></div><div></div><div></div><div></div><div></div><div></div><div></div><div></div><div></div><div></div><div></div><div></div><div></div><div></div><div></div><div></div><div></div><div></div><div></div><div></div><div></div><div></div><div></div><div></div><div></div><div></div><div></div><div></div><div></div><div></div><div></div><div></div><div></div><div></div><div></div><div></div><div></div><div></div><div></div><div></div><div></div><div></div><div></div><div></div><div></div><div></div><div></div><div></div><div></div><div></div><div></div><div></div><div></div><div></div><div></div><div></div><div></div><div></div><div></div><div></div><div></div><div></div><div></div><div></div><div></div><div></div><div></div><div></div><div></div><div></div><div></div><div></div><div></div><div></div><div></div><div></div><div></div><div></div><div></div><div></div><div></div><div></div><div></div><div></div><div></div><div></div><div></div><div></div><div></div><div></div><div></div><div></div><div></div><div></div><div></div><div></div><div></div><div></div><div></div><div></div><div></div><div></div><div></div><div></div><div></div><div></div><div></div><div></div><div></div><div></div><div></div><div></div><div></div><div></div><div></div><div></div><div></div><div></div><div></div><div></div><div></div><div></div><div></div><div></div><div></div><div></div><div></div><div></div><div></div><div></div><div></div><div></div><div></div><div></div><div></div><div></div><div></div><div></div><div></div><div></div><div></div><div></div><div></div><div></div><div></div><div></div><div></div><div></div><div></div><div></div><div></div><div></div><div></div><div></div><div></div><div></div><div></div><div></div><div></div><div></div><div></div><div></div><div></div><div></div><div></div><div></div><div></div><div></div><div></div><div></div><div></div><div></div><div></div><div></div><div></div><div></div><div></div><div></div><div></div><div></div><div></div><div></div><div></div><div></div><div></div><div></div><div></div><div></div><div></div><div></div><div></div><div></div><div></div><div></div><div></div><div></div><div></div><div></div><div></div><div></div><div></div><div></div><div></div><div></div><div></div><div></div><div></div><div></div><div></div><div></div><div></div><div></div><div></div><div></div><div></div><div></div><div></div><div></div><div></div><div></div><div></div><div></div><div></div><div></div><div></div><div></div><div></div><div></div><div></div><div></div><div></div><div></div><div></div><div></div><div></div><div></div><div></div><div></div><div></div><div></div><div></div><div></div><div></div><div></div><div></div><div></div><div></div><div></div><div></div><div></div><div></div><div></div><div></div><div></div><div></div><div></div><div></div><div></div><div></div><div></div><div></div><div></div><div></div><div></div><div></div><div></div><div></div><div></div><div></div><div></div><div></div><div></div><div></div><div></div><div></div><div></div><div></div><div></div><div></div><div></div><div></div><div></div><div></div><div></div><div></div><div></div><div></div><div></div><div></div><div></div><div></div><div></div><div></div><div></div><div></div><div></div><div></div><div></div><div></div><div></div><div></div><div></div><div></div><div></div><div></div><div></div><div></div><div></div><div></div><div></div><div></div><div></div><div></div><div></div><div></div><div></div><div></div><div></div><div></div><div></div><div></div><div></div><div></div><div></div><div></div><div></div><div></div><div></div><div></div><div></div><div></div><div></div><div></div><div></div><div></div><div></div><div></div><div></div><div></div><div></div><div></div><div></div><div></div><div></div><div></div><div></div><div></div><div></div><div></div><div></div><div></div><div></div><div></div><div></div><div></div><div></div><div></div><div></div><div></div><div></div><div></div><div></div><div></div><div></div><div></div><div></div><div></div><div></div><div></div><div></div><div></div><div></div><div></div><div></div><div></div><div></div><div></div><div></div><div></div><div></div><div></div><div></div><div></div><div></div><div></div><div></div><div></div><div></div><div></div><div></div><div></div><div></div><div></div><div></div><div></div><div></div><div></div><div></div><div></div><div></div><div></div><div></div><div></div><div></div><div></div><div></div><div></div><div></div><div></div><div></div><div></div><div></div><div></div><div></div><div></div><div></div><div></div><div></div><div></div><div></div><div></div><div></div><div></div><div></div><div></div><div></div><div></div><div></div><div></div><div></div><div></div><div></div><div></div><div></div><div></div><div></div><div></div><div></div><div></div><div></div><div></div><div></div><div></div><div></div><div></div><div></div><div></div><div></div><div></div><div></div><div></div><div></div><div></div><div></div><div></div><div></div><div></div><div></div><div></div><div></div><div></div><div></div><div></div><div></div><div></div><</div></div></div></div>													

No.			APPLI- CATION
	PART NAME	CONN. COLOR	
516	CAN_J/C_13	L	
	<div><p>82824-E1330</p> <p>82824-E0Z40</p><p>COLOR(L)</p></div>		
518	J/C_12		
	<div><p>82550-1360A</p></div>		

No.	PART NAME	CONN. COLOR	LOCATION	APPLICATION
1	TO_82131	B		
	<div></div> <p>82824-E0B20</p>			
2	BRAKE_SW(NC)	B		
	<div></div> <p>82580-6820B</p>			
2	BRAKE_SW(NC)	B		
	<div></div> <p>82580-6820B</p>			
3	VSC_PRES_SSR	B		
	<div></div> <p>S8281-E0080</p>			
4	T_STOP_LP_SW	B		
	<div></div> <p>S8281-E0E70</p>			
5	Tr_ATC_V	B		
	<div></div> <p>S8281-E0P00</p>			

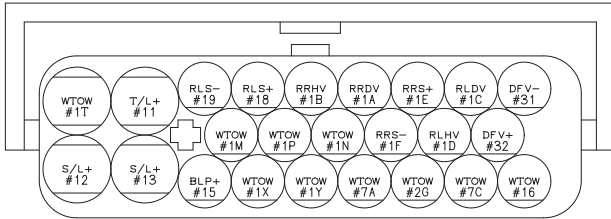
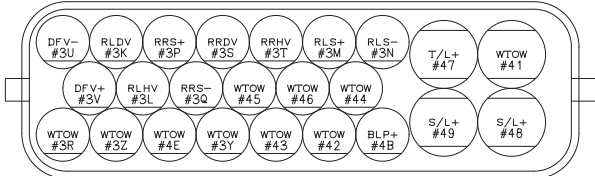
No.	PART NAME		CONN. COLOR	LOCATION	APPLI- CATION	No.	PART NAME		CONN. COLOR	LOCATION	APPLI- CATION
1	HTR_NEGATIVE		B			7	HTR_POSITIVE		B		
	<div></div> <div>82580-7590A</div>						<div></div> <div>82580-7590A</div>				
2	HTR_SWITCH		B								
	<div></div> <div>82824-E1690</div>										
3	GRAND										
	<div></div> <div>98060-6020A</div>										
4	TO_82131_253		L								
	<div></div> <div>82580-8380A</div>										
5	TO_82131_28		L								
	<div></div> <div>82580-6050A</div>										
6	HTR_RELAY										
	<div></div> <div>*82660-E0060</div>										

No.	PART NAME	CONN. COLOR	LOCATION	APPLICATION
1	TO_82131_12P	O		
	<div><div>P-SUB_SW</div><div>R/C_MIRROR_RH</div></div>			
2	P/W_MTR_(AS)	B		
	<div><div>82560-4400A</div></div>			
3	P-SUB_SW			
	<div><div>82580-6250A</div></div>			
4	HEAT&LIGHT_MIR_RH			
	<div><div>82580-9460A</div></div>			
5	DOOR_LOCK_ACT_(AS)	GR		
	<div><div>S82B1-E0F10</div></div>			
6	R/C_MIRROR_RH	B		
	<div><div>82580-9460A</div></div>			

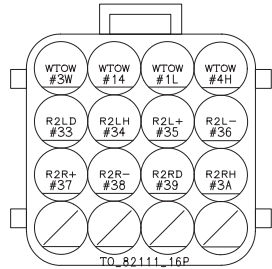
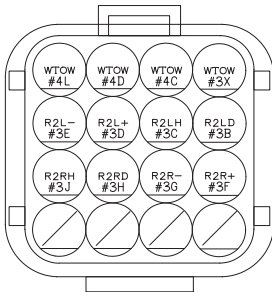
No.	PART NAME	CONN. COLOR	LOCATION	APPLI- CATION	No.	PART NAME	CONN. COLOR	LOCATION	APPLI- CATION
1	TO_82131_16P			WITH / POWER WINDOW	6	DOOR_LOCK_SW_(DR)	GR		
						 S8281-E0E40			
1	TO_82131_LH1			LESS / POWER WINDOW	7	R/C_MIRROR_LH	B		
						 82580-9460A			
2	TO_82131_6P				8	RIM_MIRROR_SW			
						 82824-E0E40			
3	D-MASTER_SW				10	DOOR_LOCK_ACT_(DR)	GR		
						 S8281-E0F10			
4	P/W_MTR_(DR)	GR			5	HEAT&LIGHT_MIR_LH			
	 82580-9420A					 82580-9460A			

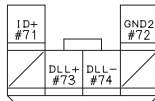

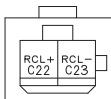

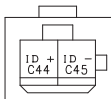

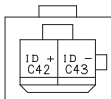

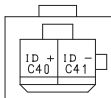

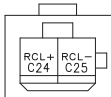
No.	PART NAME	CONN. COLOR	LOCATION	APPLI- CATION
1	TO_82161			
	<div><div><div><div>PWR+ #6P</div><div>RRB #6R</div></div><div><div></div><div>RRC #6S</div></div><div><div>PWR- #6Q</div><div>RRO #6T</div></div></div><div>82824-E0U10</div></div>			
2	RR/RH_SW			
	<div><div><div><div>RRB H9A</div><div>RRO H9B</div><div>RRC H9C</div><div>RRO H9D</div><div>RRCM H9E</div></div></div><div>82560-3250A</div></div>			
3	P/W_MTR_RR_RH	GR		
	<div><div><div><div>PWMS H5M</div><div>PWM6 H5N</div></div></div><div>82580-9420A</div></div>			
4	DOOR_LOCK_RR_RH			
	<div><div><div><div>PWR+ H6S</div><div>PWR- H6T</div></div></div><div>82580-7660B</div></div>			
5	W/S_DOOR_DMY			
	<div><div><div><div>1 %WU</div></div></div><div>SPLCE-00001</div></div>			

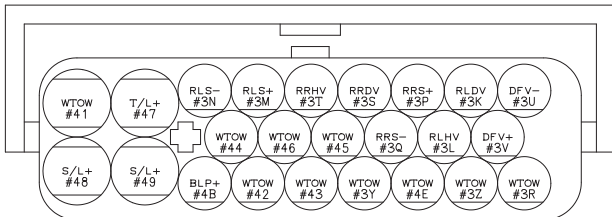
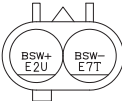
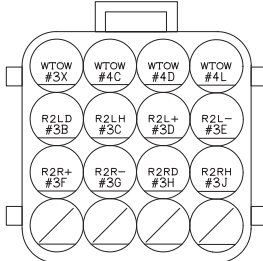
No.	PART NAME	CONN. COLOR	LOCATION	APPLI - CATION	No.	PART NAME	CONN. COLOR	LOCATION	APPLI - CATION	No.	PART NAME	CONN. COLOR	LOCATION	APPLI - CATION
1	TO_82131_16P				11	CTY_SW_RR_L				16	COOLER_MAGNET_VALVE	GR		
	<div><div><div><div>RRC #5J</div><div>RRO #5K</div><div></div><div>SBW- #5S</div><div>RC+ #5V</div></div><div><div>RRB #5L</div><div>SBW+ #5R</div><div>PWR+ #5G</div><div>PWR- #5H</div><div>CTYL #50</div><div>CTYR #53</div></div><div><div>RLB #5P</div><div>RLC #5M</div><div>RLO #5N</div><div>RH+ #5W</div><div>+ #5B</div><div>- #5Z</div></div></div><div>82824-E0050</div></div>					<div><div><div>LH+W D0Z</div></div></div> <div>82580-6600B</div>								
2	CTY_SW_FR_R				12	RR_HEATER_UNIT	B							
	<div><div><div>RH D02</div></div></div> <div>82824-E0U30</div>					<div><div><div><div>P1 G5Y</div><div>+ G4B</div><div>P2 G5Z</div></div></div></div> <div>82580-8340B</div>					<div><div><div></div></div></div> <div>82580-6590B_CAP</div> <div>COLOR(GR)</div>			
3	CTY_SW_FR_L				13	RR_HEATER_SW	GR			50	TO_82153_RH			
	<div><div><div>LH D01</div></div></div> <div>82824-E0U30</div>					<div><div><div><div>AH1+ G54</div><div>AH- G53</div><div>AH+ G52</div></div></div></div> <div>82580-8380A</div>					<div><div><div><div>PWR- #6Q</div><div>RRG #6T</div><div>RRC #6S</div><div>RRB #6R</div><div>PWR+ #6P</div></div></div></div> <div>82580-6050A</div>			
4	SPOT_LAMP	B			14	RR_COOLER_UNIT	B			51	TO_82153_LH			
	<div><div><div><div>CC9</div><div>+ CC8</div></div></div></div> <div>82580-9420A</div>					<div><div><div><div>+ G4C</div><div>COOL G4E</div><div>S- G4U</div><div>M1 G1E</div><div>M2 G1D</div><div>GND G60</div></div></div></div> <div>82560-2920A</div>					<div><div><div><div>PWR- #6V</div><div>RLO #6Y</div><div>RLC #6X</div><div>RLB #6W</div><div>PWR+ #6U</div></div></div></div> <div>82580-6050A</div>			
5	PKB_SW	B			15	RR_BLOWER_SW								
	<div><div><div><div>N/C- E2M</div><div>N/C+ E2L</div></div></div></div> <div>82560-2940A</div>					<div><div><div><div>M1 G26</div><div>H1 G28</div><div>GND GNE</div><div>LO G24</div></div></div></div> <div>82580-6920A</div>								
7	S/B_SW	B												
	<div><div><div><div>SBW- F02</div><div>SBW+ F01</div></div></div></div> <div>82580-6820B</div>													
10	CTY_SW_RR_R													
	<div><div><div><div>RH+W D0Y</div></div></div></div> <div>82824-E0U30</div>													

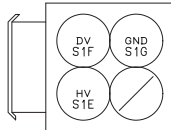
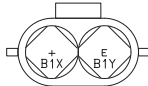
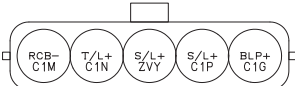
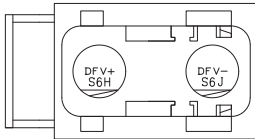
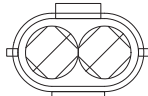
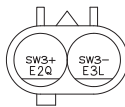
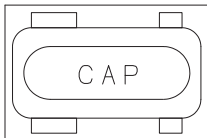
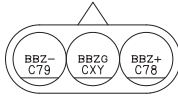
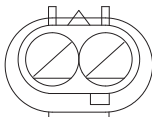
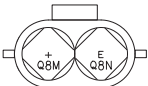
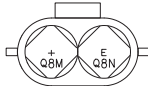
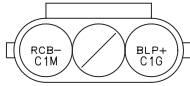
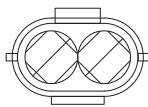
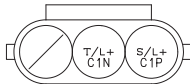
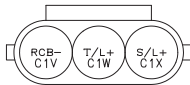
No.	PART NAME		CONN. COLOR	LOCATION	APPLI- CATION
1	TO_82111_24P		B		
	<div><p>82824-E0K00</p></div>				
2	TO_82177_24P		B		
	<div><p>82560-1320A</p></div>				

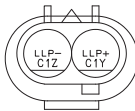
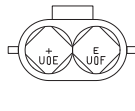
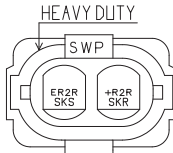
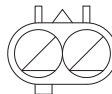
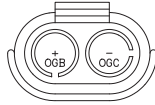
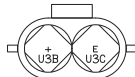
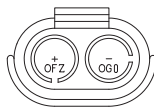
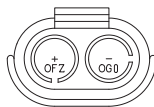
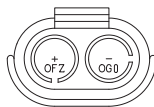
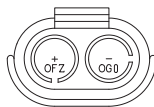
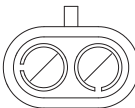
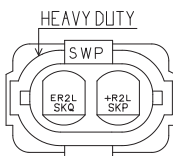

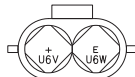
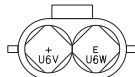
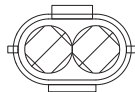
No.				APPLI- CATION
	PART NAME	CONN. COLOR	LOCATION	
2	RR_COMB_LH_OUT	B		
	<div><div><div></div></div><div><div><div>RCB- ZWC</div><div><div></div><div></div></div><div>S/L+ ZVZ</div><div>T/L+ ZWB</div><div>BLP+ ZWA</div></div></div></div> <div>S8281-E0D70</div>			
3	RR_COMB_RH	B		
	<div><div><div></div></div><div><div><div>RCB- C1V</div><div><div></div><div></div></div><div>S/L+ C1X</div><div>T/L+ C1W</div><div>BLP+ C1Q</div></div></div></div> <div>S8281-E0D70</div>			

No.	PART NAME		CONN. COLOR	LOCATION	APPLI- CATION
1	TO_82111_16P		B		
	<div></div>				
2	TO_82177_16P		B		
	<div></div>				

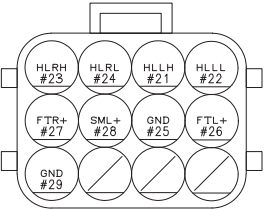
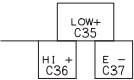
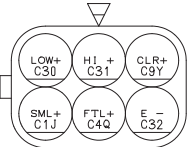
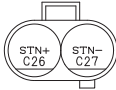
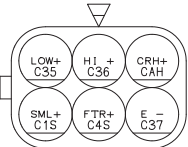
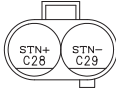
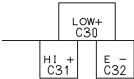
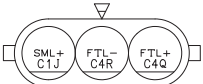
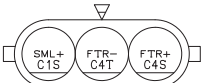
No.	PART NAME	CONN. COLOR	LOCATION	APPLI- CATION	No.	PART NAME	CONN. COLOR	LOCATION	APPLI- CATION
1	TO_82131_6P				8	DOME_LAMP_RH			
									
	82824-E0U10					82580-3360A			
3	ROOF_C/L_LH	B			9	DOME_LAMP_LH			
									
	82580-7320A					82580-3360A			
4	ID_LAMP_LH	B			13	DOME_LAMP_RR_CTR			
									
	82580-7320A					82580-3360A			
5	ID_LAMP_CTR	B			14	DOME_LAMP_RR_RH			
									
	82580-7320A					82580-3360A			
6	ID_LAMP_RH	B			15	DOME_LAMP_RR_LH			
									
	82580-7320A					82580-3360A			
7	ROOF_C/L_RH	B							
									
	82580-7320A								

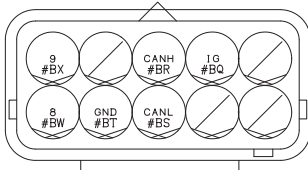
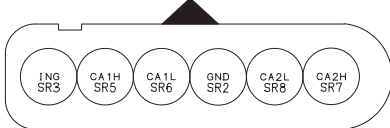
No.	PART NAME	CONN. COLOR	LOCATION	APPLI- CATION	No.	PART NAME	CONN. COLOR	LOCATION	APPLI- CATION	No.	PART NAME	CONN. COLOR	LOCATION	APPLI- CATION
1	TO_82164_24P	B			4	ABS_SENSOR_RR_LH_TCS	B		FULL AIR BRAKE L SERIES	8	BZR_OFF_SW	B		
	 82824-E0K00													
2	TO_82169_16P	B			4	ABS_SENSOR_RR_LH_TCS	B		FULL AIR BRAKE XL SERIES	9	SPG_BRK_SW	DG		
	 S8281-E0Q90													
3	ABS_SENSOR_RR_LH	B	HYD	HYDRAULIC BRAKE	5	ABS_SENSOR_RR_RH	B		FULL AIR BRAKE L SERIES	12	MODULATOR_R2_LH	B		
	 82560-4720A													
4					5	ABS_SENSOR_RR_RH	B		FULL AIR BRAKE L SERIES	13	MODULATOR_R2_RH	B		
5					5	ABS_SENSOR_RR_RH	B		HYDRAULIC BRAKE L SERIES XL SERIES	14	RR_AXLE_PACKAGE_RH	B		

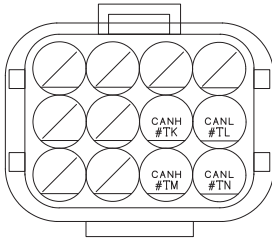

No.				APPLI- CATION	No.				APPLI- CATION	No.				APPLI- CATION
	PART NAME	CONN. COLOR	LOCATION			PART NAME	CONN. COLOR	LOCATION			PART NAME	CONN. COLOR	LOCATION	
15	RR_AXLE_PACKAGE_LH	B			19	A/S_DUMP_EXH_M/V	B			22	RR_COMB_LH_IN	GR		
	 S8281-E0F40					 S8281-E0G00					 S8281-E0D60			
16	RR_AXLE_PACKAGE_ATC	B			21					23	L/PRES_SW_3	B		
	 82824-E1640					 *S8281-E0G10_CAP					 82580-6820B			
18					21	BACK_BUZZER	B			24				
	 S8286-E0010					 82580-7140B					 82560-1670A_CAP			
18	A/S_DUMP_ACT_M/V	B								25	RR_COMB_LH_1	B		
	 S8281-E0G00					 82580-7130B_CAP					 82828-1100A			
18										26	RR_COMB_LH_2	B		
	 *S8281-E0G10_CAP										 82828-1100A			
18										26	RR_COMB_RH	B		
											 82828-1100A			

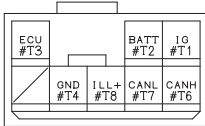
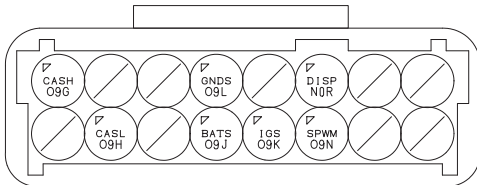
No.	PART NAME	CONN. COLOR	LOCATION	APPLI- CATION	No.	PART NAME	CONN. COLOR	LOCATION	APPLI- CATION	No.	PART NAME	CONN. COLOR	LOCATION	APPLI- CATION
27	LICENSE_LAMP	B			32	R/D_M/V	B			41	ABS_SENSOR_R2_RH	B		
	 82560-1670A					 S8281-E0G00					 82560-4720A			
	 82580-6820B_CAP				35	M_DIFF_LOCK_R2_SW	GR			45	SLIDE/C_M/V	B		
						 S8281-E0N90					 S8281-E0G00			
30	M_DIFF_LOCK_R1_SW	GR				 S8281-E0N90					 S8281-E0N90			
						 S8281-E0N90					 S8281-E0N90			
	 *S8281-E0L20_CAP COLOR(GR)				40	ABS_SENSOR_R2_LH	B			50	W/S_&1B			
						 82560-4720A					 SPLCE-W0001			
31	MN/D_M/V	B				 S8281-E0G00								
						 S8281-E0G00								
	 *S8281-E0G10_CAP													

No.				APPLI- CATION
	PART NAME	CONN. COLOR	LOCATION	
1	INTAKE_HTR			
	<div><div><div><div>6</div><div></div></div><div># B12V A6G</div></div><div>*7003-2070-02</div></div>			
2	INTAKE_HTR_RLY			
	<div><div><div><div>8</div><div></div></div><div># F A4W</div></div><div>*7003-1171-02</div></div>			

No.				APPLI- CATION	No.				APPLI- CATION
	PART NAME	CONN. COLOR	LOCATION			PART NAME	CONN. COLOR	LOCATION	
1	TO_82111	B			5	HEADLAMP_RH	B		
	 S8281-E0R10					 82580-2160A			
2	LED_HEADLAMP_LH	B			6	SIDE_TURN_LAMP_LH	GR		
	 82580-8490B					 82580-6770B			
3	LED_HEADLAMP_RH	B			7	SIDE_TURN_LAMP_RH	GR		
	 82580-8490B					 82580-6770B			
4	HEADLAMP_LH	B			8	F/TURN&MARKER_LP_LH	B		
	 82580-2160A					 82560-1730A			
					9	F/TUNRN&MARKER_RH	B		
						 82560-1730A			

No.				APPLI- CATION
	PART NAME	CONN. COLOR	LOCATION	
1	TO_82111	B		
	<div><p>82824-E0B10</p></div>			
2	RADAR	B		
	<div><p>S8281-E0S00</p></div>			

No.				APPLI- CATION
	PART NAME	CONN. COLOR	LOCATION	
1	TPMS_SHORT	B		
	<div><p>S8281-E0R00</p></div>			
2	FLASHER_SHORT			
	<div><p>82560-2550A</p></div>			

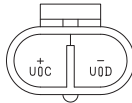
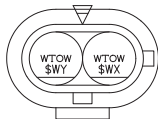
No.			APPLI- CATION
	PART NAME	CONN. COLOR	
1	TO_82131		
	<div></div> <div>82824-E0T90</div>		
2	SELECTOR	GR	
	<div></div> <div>82828-1600A</div>		

No.	PART NAME		CONN. COLOR	LOCATION	APPLI- CATION
2	BATTERY				L SERIES XL SERIES 59L(15.6GAL)
	<div><div><div>10</div><div># -(1) A49</div></div><div>82675-E0450</div></div>				
2	BATTERY				XL SERIES 28L(7.4GAL)
	<div><div><div>10</div><div># -(1) A49</div></div><div>*82583-1780A</div></div>				
3	STARTER 1				XL SERIES 59L(15.6GAL)
	<div><div><div>12</div><div># E A3Z</div></div><div>*7003-1342-02</div></div>				
3	STARTER 1				XL SERIES 28L(7.4GAL)
	<div><div><div>12</div><div># E A3Z</div></div><div>*7003-1212-02</div></div>				
3	STARTER 1				L SERIES
	<div><div><div>10</div><div># E A3Z</div></div><div>82675-E0450</div></div>				

No.				APPLI- CATION	No.				APPLI- CATION
	PART NAME	CONN. COLOR	LOCATION			PART NAME	CONN. COLOR	LOCATION	
1	STARTER_GND			L SERIES 12V- 130A / 135A	2	ALT-			12V- 130A / 135A
	<div><div><div>10</div><div>#E A3Z</div></div><div></div><div>*7003-2072-02</div></div>					<div><div><div>6</div><div>#E A41</div></div><div></div><div>*82675-36040</div></div>			
1	STARTER_GND			L SERIES 12V- 160A / 200A					
	<div><div><div>10</div><div>#E A3Z</div></div><div></div><div>*7003-2091-02</div></div>								
1	STARTER_GND			XL SERIES 12V- 130A / 135A					
	<div><div><div>12</div><div>#E A3Z</div></div><div></div><div>*7003-1182-02</div></div>								
1	STARTER_GND			XL SERIES 12V- 180A / 200A					
	<div><div><div>12</div><div>#E A3Z</div></div><div></div><div>*7003-1192-02</div></div>								
2	ALT-			12V- 160A / 180A / 200A					
	<div><div><div>6</div><div>#E A41</div></div><div></div><div>*7003-1965-02</div></div>								

No.				APPLI- CATION
	PART NAME	CONN. COLOR	LOCATION	
1	STA_HOUSING			
	<div><div><div>12</div><div># H #0W</div></div><div></div><div>*7003-1212-02</div></div>			
2	STA_GND_TERMINAL			
	<div><div><div>12</div><div># G #0V</div></div><div></div><div>*7003-1212-02</div></div>			

No.				APPLI- CATION
	PART NAME	CONN. COLOR	LOCATION	
1	CAB_GRAND (G3)			
	<div><div><div>8</div><div># G1 Z01</div></div><div><div></div><div>SR142-00920</div></div></div>			
2	CHASS_GRAND (G3)			FULL AIR BRAKE
	<div><div><div>10</div><div># G1 Z48</div></div><div><div></div><div>*82675-E0520</div></div></div>			
2	CHASS_GRAND (G3)			HYDRAULIC BRAKE
	<div><div><div>10</div><div># G1 Z48</div></div><div><div></div><div>SR142-01120</div></div></div>			

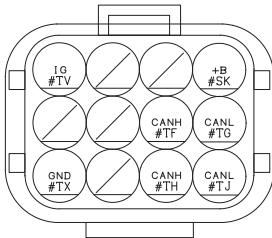
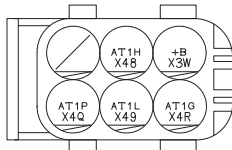
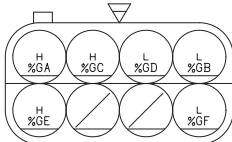
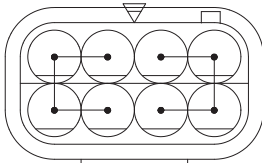
No.				APPLI- CATION
	PART NAME	CONN. COLOR	LOCATION	
1	AIR_DRIER	B		XL SERIES
	<div></div> <p>82560-4660A</p>			
2	TO_82111	B		
	<div></div> <p>82580-7170B</p>			

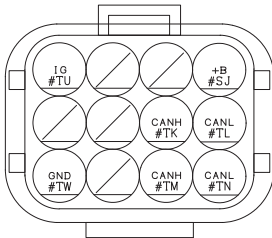
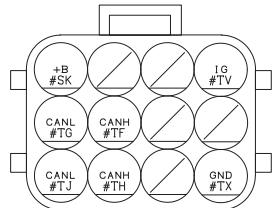
No.			APPLI- CATION
	PART NAME	CONN. COLOR	
1	FUEL_SENDER_RH	DG	L SERIES
	<div><div><div>SSD</div><div><div><div></div></div><div>FSD E22</div><div>FSD+ E21</div></div></div><div>82560-4350A</div></div>		
2	FUEL_SENDER_WTOW2	DG	
	<div><div><div>SSD</div><div><div><div>1 &FA</div><div>2 &FB</div><div></div></div></div><div>82824-E1080</div></div></div>		

No.	PART NAME		CONN. COLOR	LOCATION	APPLI- CATION
1	STARTER_B				12V- 130A / 135A
	<div><div><div>12</div><div></div></div><div><div>#</div><div>B</div><div>A3X</div></div></div> <div>*7003-2131-02</div>				
1	STARTER_B				12V- 160A / 180A / 200A
	<div><div><div>12</div><div></div></div><div><div>#</div><div>B</div><div>A3X</div></div></div> <div>*82675-E0560</div>				
2	ALT+				12V- 135A
	<div><div><div>8</div><div></div></div><div><div>#</div><div>B</div><div>A40</div></div></div> <div>*82675-E0110</div>				
2	ALT+				12V- 160A / 180A / 200A
	<div><div><div>8</div><div></div></div><div><div>#</div><div>B</div><div>A40</div></div></div> <div>*82583-1960A</div>				
2	ALT+				12V- 130A
	<div><div><div>8</div><div></div></div><div><div>#</div><div>B</div><div>A40</div></div></div> <div>*7003-1171-02</div>				

No.			APPLI- CATION	
	PART NAME	CONN. COLOR		LOCATION
1	INTAKE_HTR_BATTERY			
	<div><div><div>8</div><div></div></div><div>#LD +F2</div><div>*7003-1171-02</div></div>			
2	INTAKE_HTR_RLY			
	<div><div><div>8</div><div></div></div><div>#S A4V</div><div>*7003-1171-02</div></div>			

No.			APPLI- CATION	
	PART NAME	CONN. COLOR		LOCATION
1	BATTERY2_(+)			
	<div><div><div>10</div><div># +(2) AAA</div></div><div></div><div>99142-14100</div></div>			
2	JUMP_STUD_POS			
	<div><div><div>10</div><div># +S.J AAA</div></div><div></div><div>99142-14100</div></div>			
3	DISCONNECT_SW(+)			
	<div><div><div>10</div><div># BT+ ACL</div></div><div></div><div>99142-14100</div></div>			
4	DISCONNECT_SW(-)			
	<div><div><div>10</div><div># BT- ACM</div></div><div></div><div>99142-14100</div></div>			
5	TO_82111	B		
	<div><div><div><div>SW #AZ</div></div></div><div></div><div>82824-E0Y80</div></div>			

No.	PART NAME		CONN. COLOR	LOCATION	APPLI- CATION
	TO_S8251		GR		
1	<div></div> <p>S8251-E0R00</p>				
2	TIRE_MONITOR_ECU1		B		
	<div></div> <p>82524-E1D40</p>				
3	CAN_J/C		GR		
	<div></div> <p>82550-6040B</p> <div></div> <p>82550-1230A</p>				

No.	PART NAME	CONN. COLOR	LOCATION	APPLI- CATION
1	TO_82111	GR		
	<div></div> <p>S8281-E0R00</p>			
2	TO_89774	GR		
	<div></div> <p>S8281-E0R10</p>			

5. METRIC/U.S. CUSTOMARY UNIT EQUIVALENTS

Multiply:	by:	to get:	Multiply:	by:	to get:
LINEAR					
inches	x 25.4	= millimeters (mm)		x 0.03937	= inches
inches	x 2.54	= centimeters (cm)		x 0.3937	= inches
feet	x 0.3048	= meters (m)		x 3.281	= feet
AREA					
inches ²	x 645.16	= millimeters ² (mm ²)		x 0.00155	= inches ²
inches ²	x 6.452	= centimeters ² (cm ²)		x 0.155	= inches ²
feet ²	x 0.0929	= meters (m ²)		x 10.764	= feet ²
VOLUME					
inches ³	x 16387.0	= millimeters ³ (mm ³)		x 0.000061	= inches ³
inches ³	x 16.387	= centimeters ³ (cm ³)		x 0.06102	= inches ³
inches ³	x 0.01639	= liters (l)		x 61.024	= inches ³
quarts	x 0.94635	= liters (l)		x 1.0567	= quarts
gallons	x 3.7854	= liters (l)		x 0.2642	= gallons
feet ³	x 28.317	= liters (l)		x 0.03531	= feet ³
feet ³	x 0.02832	= meters ³ (m ³)		x 35.315	= feet ³
fluid oz	x 29.57	= milliliters (ml)		x 0.03381	= fluid oz
MASS					
ounces (av)	x 28.35	= grams (g)		x 0.03527	= ounces (av)
pounds (av)	x 0.4536	= kilograms (kg)		x 2.2046	= pounds (av)
tons (2000 lb)	x 907.18	= kilograms (kg)		x 0.001102	= tons (2000 lb)
tons (2000 lb)	x 0.90718	= tonne (t)		x 1.1023	= tons (2000 lb)
FUEL ECONOMY					
miles/gal	x 0.42514	= kilometers/liter (km/l)		x 2.3522	= miles/gal
gal/mile	x 2.3522	= liters/kilometer (l/km)		x 0.42514	= gal/mile
gal/mile	x 235.22	= liters/100 kilometers (l/100 km)		x 0.004251	= gal/mile
POWER					
horsepower	x 0.746	= kilowatts (kw)		x 1.34	= horsepower
ft-lbf/min	x 0.0226	= watts (W)		x 44.25	= ft-lbf/min
TORQUE					
pound-inches	x 0.11298	= newton-meters (N·m)		x 8.851	= pound-inches
pound-feet	x 1.3558	= newton-meters (N·m)		x 0.7376	= pound-feet
VELOCITY					
miles/hour	x 1.6093	= kilometers/hour (km/h)		x 0.6214	= miles/hour
kilometers/hr	x 0.27778	= meters/sec (m/s)		x 3.600	= kilometers/hr
miles/hour	x 0.4470	= meters/sec (m/s)		x 2.237	= miles/hour
COMMON METRIC PREFIXES					
	mega (M)	= 1,000,000		centi (c)	= 0.01
	kilo (k)	= 1,000		milli (m)	= 0.001
	hecto (h)	= 100		micro (μ)	= 0.000001